

## ALVOTECH SA CLASS A

ISIN: LU2458332611 WKN: -

## Overview

2024/04/26 15:29:02

Price  
12.55 EURDifference  12.56% (1.40)

## General attributes

|                |                                    |
|----------------|------------------------------------|
| ISIN           | LU2458332611                       |
| Symbol         | ALVO                               |
| Exchange       | Frankfurt                          |
| Currency       | EUR                                |
| Sector         | Chemical / Pharmaceutical / Health |
| Security type  | Stock                              |
| Market cap (m) | 3,550 EUR                          |
| Benchmark      | EURO STOXX 50                      |

## Market data

|                   |           |
|-------------------|-----------|
| Bid (Bid size)    | -         |
| Ask (Ask size)    | -         |
| Open              | 12.15 EUR |
| High              | 12.55 EUR |
| Low               | 12.15 EUR |
| Close (prev. day) | 11.15 EUR |
| VWAP              | 14.10 EUR |
| Volume (pcs)      | 0         |
| Trading volume    | 0.00      |
| Number of trades  | 5         |
| Last size         | 0         |

## Futures and Options









|                 |   |
|-----------------|---|
| Related Futures | - |
| Related Options | - |

5y



Information about previous performance does not guarantee future performance.  
Source: FactSet

## Recent research

| on sector  |   | on market                     |   |
|------------|---|-------------------------------|---|
| Date       |   | Headline                      | Download  |
| 2024/04/26 |  | Global Equity Ratings         |  |
| 2024/04/26 |  | Aktienempfehlungen Global     |  |
| 2024/04/15 |  | Aktienempfehlungen Österreich |  |
| 2024/04/03 |  | Global Equity Ratings         |  |
| 2024/04/03 |  | Aktienempfehlungen Global     |  |

## Details

2024/04/26 15:29:02

## Price

12.55 EUR

Difference ▲ 12.56% (1.40)

## General attributes

|                |                                    |
|----------------|------------------------------------|
| ISIN           | LU2458332611                       |
| Symbol         | ALVO                               |
| Exchange       | Frankfurt                          |
| Currency       | EUR                                |
| Sector         | Chemical / Pharmaceutical / Health |
| Security type  | Stock                              |
| Market cap (m) | 3,550 EUR                          |
| Benchmark      | EURO STOXX 50                      |

## Market data

|                   |           |
|-------------------|-----------|
| Bid (Bid size)    | -         |
| Ask (Ask size)    | -         |
| Open              | 12.15 EUR |
| High              | 12.55 EUR |
| Low               | 12.15 EUR |
| Close (prev. day) | 11.15 EUR |
| VWAP              | 14.10 EUR |
| Volume (pcs)      | 0         |
| Trading volume    | 0.00      |
| Number of trades  | 5         |
| Last size         | 0         |

## Performance and Risk

|             | 6m      | 1y     | 3y   |
|-------------|---------|--------|------|
| Perf (%)    | +59.26% | +4.15% | -    |
| Perf (abs.) | +4.67   | +0.50  | -    |
| Beta        | 0.00    | 0.31   | 0.26 |
| Volatility  | 64.52   | 63.44  | -    |

5y



Information about previous performance does not guarantee future performance.  
Source: FactSet

## Price data

|   |                        |
|---|------------------------|
| Ø price 5 days   Ø volume 5 days (pcs.)     | 11.84 EUR (0)          |
| Ø price 30 days   Ø volume 30 days (pcs.)   | 11.70 EUR (0)          |
| Ø price 100 days   Ø volume 100 days (pcs.) | 11.74 EUR (74)         |
| Ø price 250 days   Ø volume 250 days (pcs.) | 9.42 EUR (31)          |
| YTD High   date                             | 17.20 EUR (2024/02/26) |
| YTD Low   date                              | 9.88 EUR (2024/01/03)  |
| 52 Weeks High   date                        | 17.20 EUR (2024/02/26) |
| 52 Weeks Low   date                         | 6.08 EUR (2023/06/30)  |

## Arbitrage views

| Exchange       | Date       | Time  | Price        | Trading volume (mio.) | Number of trades |
|----------------|------------|-------|--------------|-----------------------|------------------|
| Stuttgart      | 2024/04/26 | 08:12 | 12.55 EUR    | 0.00                  | 3                |
| Nasdaq Iceland | 2024/04/26 | 17:29 | 1,995.00 ISK | 590.43                | 57               |
| Nasdaq         | 2024/04/26 | 22:00 | 14.15 USD    | 3.52                  | 1,456            |
| Munich         | 2024/04/26 | 08:03 | 12.55 EUR    | 0.00                  | 2                |
| Frankfurt      | 2024/04/26 | 15:29 | 12.55 EUR    | 0.00                  | 5                |



## Company profile

### Company Logo



### Company Profile

-

### Contact Details

ALVOTECH

--

rue de Bitbourg 9 1273 Luxemburg

Telefon: +354 422 4500

Fax: -

E-mail: -