

NORWAY OSLO BORS BENCHMARK(TRG)

ISIN: **NO0007035327** WKN: -

Overview

2024/09/13 18:05:02

Price

1,407.41 NOK

Difference  0.90% (12.61)

General attributes

ISIN NO0007035327

Symbol -

Country Norway

Instruments in index 66

Type of index -

Security type Index













More information on countries & regions

[➤ Markets by Region](#)



Information about previous performance does not guarantee future performance.
Source: FactSet

Recent research

on market		
Date	Headline	Download
2024/09/11	 Global Equity Ratings	
2024/09/11	 Aktienempfehlungen Global	
2024/09/09	 Marktkommentar	
2024/09/05	 Global Equity Ratings	
2024/09/05	 Aktienempfehlungen Global	

Details

2024/09/13 18:05:02

Price

1,407.41 NOK

Difference ▲ 0.90% (12.61)

General attributes

ISIN NO0007035327

Symbol -

Country Norway

Security type Index

Instruments in index 66

Market data

Open 1,394.80 NOK

High 1,407.41 NOK

Low 1,394.80 NOK

Close (prev. day) 1,394.80 NOK

Trading volume (m) -

Volume (pcs) -

Performance and Risk

	6m	1y	3y
Perf (%)	+8.98%	+10.52%	+22.40%
Perf (abs.)	+115.94	+133.94	+257.57
Beta	-	-	-
Volatility	12.38	12.30	15.75




Information about previous performance does not guarantee future performance.
Source: FactSet

Price data

Ø price 5 days Ø volume 5 days (pcs.)	1,391.10 NOK (0)
Ø price 30 days Ø volume 30 days (pcs.)	1,414.41 NOK (0)
Ø price 100 days Ø volume 100 days (pcs.)	1,414.51 NOK (0)
Ø price 250 days Ø volume 250 days (pcs.)	1,341.29 NOK (0)
YTD High date	1,467.37 NOK (2024/08/01)
YTD Low date	1,230.67 NOK (2024/02/14)
52 Weeks High date	1,467.37 NOK (2024/08/01)
52 Weeks Low date	1,230.67 NOK (2024/02/14)

Composition

Name  ISIN	Price	Diff %  Diff +/-	Performance 	Date Time	Turnover Pc.  Turnover Money 
AF GRUPPEN ASA NO0003078107	10.18	0.59% 0.06		24/09/13 22:26:55	750 7,633.40
AKER ASA NO0010234552	48.05	1.80% 0.85		24/09/13 22:26:41	80 3,811.00
AKER BP ASA NO0010345853	19.655	2.69% 0.52		24/09/13 22:26:40	7,121 139,206.72
AKER CARBON CAPTURE ASA N... NO0010890304	0.513	7.64% 0.04		24/09/13 22:26:44	96,826 48,071.32
AKER SOLUTIONS ASA NO0010716582	3.446	2.87% 0.10		24/09/13 22:26:33	183 625.65
ARCTICZYMES TECHNOLOGIES ... NO0010014632	1.456	0.41% 0.01		24/09/13 22:02:04	- -
ARENDALS FOSSEKOMPANI ASA NO0003572802	13.86	1.76% 0.24		24/09/13 16:37:50	- -
ATEA ASA NO0004822503	12.18	0.16% 0.02		24/09/13 22:02:04	- -
AUTOSTORE HOLDINGS LTD. BMG0670A1099	0.823	2.68% 0.02		24/09/13 22:26:49	16,522 13,440.24
B2 IMPACT ASA NOK0.10 NO0010633951	0.687	-% -		24/09/13 21:39:20	- -
BAKKAFROST P/F FO0000000179	49.66	0.36% 0.18		24/09/13 22:26:33	121 5,957.22
BONHEUR ASA NO0003110603	23.25	2.88% 0.65		24/09/13 21:43:11	- -
BORR DRILLING LTD BMG1466R1732	4.932	2.41% 0.12		24/09/13 22:26:50	7,637 37,602.22
BORREGAARD ASA NO0010657505	16.38	0.61% 0.10		24/09/13 22:26:46	123 2,017.20
BOUVET ASA NO0010360266	5.92	0.68% 0.04		24/09/13 22:02:04	- -
BW LPG LTD. SGXZ69436764	13.03	1.32% 0.17		24/09/13 22:26:59	11,343 147,616.24
CADELER A/S DK0061412772	5.97	0.84% 0.05		24/09/13 22:26:58	90 531.69
CAVENDISH HYDROGEN ASA NO... NO0013219535	1.06	2.91% 0.03		24/09/13 22:26:58	70,829 73,248.52
CLOUDBERRY CLEAN ENERGY A... NO0010876642	1.046	2.15% 0.02		24/09/13 22:26:47	1,000 1,044.00
CRAYON GROUP HOLDING ASA NO0010808892	9.80	3.81% 0.36		24/09/13 22:02:04	- -
DNB BANK ASA NO0010161896	18.235	1.28% 0.23		24/09/13 22:26:48	170 3,091.05
DNO ASA NO0003921009	0.983	1.87% 0.02		24/09/13 22:26:29	3,640 3,501.44
DOF GROUP ASA NOK2.50 NO0012851874	93.05	3.39% 3.05		24/09/13 18:00:00	11,471 1,056,546.18

NORWAY OSLO BORS BENCHMARK(TRG)

ELKEM ASA NO0010816093	1.452	2.18% 0.03		24/09/13 22:26:41	6,257 8,971.30
ELMERA GROUP ASA NO0010815673	2.775	0.91% 0.03		24/09/13 22:26:41	200 555.00
ENTRA ASA NO0010716418	11.12	1.83% 0.20		24/09/13 17:25:09	- -
EQUINOR ASA NO0010096985	22.78	0.64% 0.14		24/09/13 22:26:24	45,558 1,035,064.81
EUOPRIS ASA NO0010735343	5.575	2.58% 0.14		24/09/13 22:02:04	- -
FLEX LNG LTD. BMG359472021	23.66	0.77% 0.18		24/09/13 22:26:46	23 544.64
FRONTLINE PLC CY0200352116	20.23	2.41% 0.48		24/09/13 22:26:52	3,520 71,702.34