

# NORWAY OSLO BORS BENCHMARK(TRG)

ISIN: **NO0007035327** WKN: -

## Overview

2024/08/09 18:05:02

Price

**1,412.91** NOK

Difference  0.74% (10.39)

### General attributes

ISIN NO0007035327

Symbol -

Country Norway

Instruments in index 66

Type of index -

Security type Index











More information on countries & regions

[➤ Markets by Region](#)



Information about previous performance does not guarantee future performance.  
Source: FactSet

### Recent research

on market	Date	Headline	Download
	2024/07/26	 Equity Weekly	
	2024/07/24	 Global Equity Ratings	
	2024/07/24	 Aktienempfehlungen Global	
	2024/07/15	 Aktienempfehlungen Global	
	2024/07/12	 Global Equity Ratings	

## Details

2024/08/09 18:05:02

**Price**

**1,412.91** NOK

**Difference** ▲ **0.74%** (10.39)

**General attributes**

**ISIN** NO0007035327

**Symbol** -

**Country** Norway

**Security type** Index

**Instruments in index** 66

**Market data**

**Open** 1,402.52 NOK

**High** 1,418.76 NOK

**Low** 1,402.52 NOK

**Close (prev. day)** 1,402.52 NOK

**Trading volume (m)** -

**Volume (pcs)** -

**Performance and Risk**

	6m	1y	3y
<b>Perf (%)</b>	+13.90%	+12.49%	+23.13%
<b>Perf (abs.)</b>	+172.42	+156.85	+265.46
<b>Beta</b>	-	-	-
<b>Volatility</b>	11.78	12.13	15.76




Information about previous performance does not guarantee future performance.  
Source: FactSet

**Price data**

<b>Ø price 5 days   Ø volume 5 days (pcs.)</b>	1,390.46 NOK (0)
<b>Ø price 30 days   Ø volume 30 days (pcs.)</b>	1,424.35 NOK (0)
<b>Ø price 100 days   Ø volume 100 days (pcs.)</b>	1,393.27 NOK (0)
<b>Ø price 250 days   Ø volume 250 days (pcs.)</b>	1,325.19 NOK (0)
<b>YTD High   date</b>	1,467.37 NOK (2024/08/01)
<b>YTD Low   date</b>	1,230.67 NOK (2024/02/14)
<b>52 Weeks High   date</b>	1,467.37 NOK (2024/08/01)
<b>52 Weeks Low   date</b>	1,224.46 NOK (2023/08/23)

## Composition

Name  ISIN	Price	Diff %  Diff +/-	Performance 	Date Time	Turnover Pc.  Turnover Money 
AF GRUPPEN ASA NO0003078107	11.30	2.17% 0.24		24/08/09 22:26:56	50 561.00
AKER ASA NO0010234552	51.20	-0.58% -0.30		24/08/09 22:02:10	- -
AKER BP ASA NO0010345853	21.47	-0.42% -0.09		24/08/09 22:26:41	2,670 57,635.63
AKER CARBON CAPTURE ASA N... NO0010890304	0.5325	2.50% 0.01		24/08/09 22:26:44	3,790 1,982.31
AKER SOLUTIONS ASA NO0010716582	4.144	2.17% 0.09		24/08/09 22:26:33	1,750 7,187.10
ARCTICZYMES TECHNOLOGIES ... NO0010014632	2.04	-1.69% -0.04		24/08/09 22:02:10	- -
ARENDALS FOSSEKOMPANI ASA NO0003572802	13.34	1.68% 0.22		24/08/09 17:08:46	- -
ATEA ASA NO0004822503	11.78	-1.01% -0.12		24/08/09 22:02:11	- -
AUTOSTORE HOLDINGS LTD. BMG0670A1099	1.053	-1.03% -0.01		24/08/09 22:26:50	5,830 6,157.05
B2 IMPACT ASA NOK0.10 NO0010633951	0.671	1.82% 0.01		24/08/09 21:43:38	- -
BAKKAFROST P/F FO0000000179	49.62	-0.24% -0.12		24/08/09 22:26:33	487 24,382.60
BONHEUR ASA NO0003110603	22.55	1.81% 0.40		24/08/09 21:43:06	- -
BORR DRILLING LTD BMG1466R1732	5.52	-0.18% -0.01		24/08/09 22:26:50	1,711 9,616.81
BORREGAARD ASA NO0010657505	16.04	2.17% 0.34		24/08/09 22:26:46	61 954.04
BOUVET ASA NO0010360266	5.24	-0.19% -0.01		24/08/09 22:26:57	95 495.90
BW LPG LTD. SGXZ69436764	13.99	-2.17% -0.31		24/08/09 22:27:00	5,197 72,925.57
CADELER A/S DK0061412772	5.77	0.35% 0.02		24/08/09 22:02:10	- -
CAVENDISH HYDROGEN ASA NO... NO0013219535	1.31	-0.76% -0.01		24/08/09 22:26:59	57,335 76,446.88
CLOUDBERRY CLEAN ENERGY A... NO0010876642	1.012	0.20% 0.00		24/08/09 22:26:48	7,748 7,841.60
CRAYON GROUP HOLDING ASA NO0010808892	9.765	1.72% 0.17		24/08/09 22:02:11	- -
DNB BANK ASA NO0010161896	18.215	0.22% 0.04		24/08/09 22:26:48	515 9,347.83
DNO ASA NO0003921009	0.90	0.50% 0.00		24/08/09 22:26:29	5,750 5,117.63
DOF GROUP ASA NOK2.50 NO0012851874	101.10	1.00% 1.00		24/08/09 18:00:00	18,620 1,886,017.10

## NORWAY OSLO BORS BENCHMARK(TRG)

ELKEM ASA NO0010816093	1.743	0.46% 0.01		24/08/09 22:02:10	- -
ELMERA GROUP ASA NO0010815673	2.89	-0.17% -0.01		24/08/09 22:26:42	510 1,456.30
ENTRA ASA NO0010716418	10.70	3.08% 0.32	■	24/08/09 17:08:46	- -
EQUINOR ASA NO0010096985	25.155	0.34% 0.09		24/08/09 22:26:25	35,570 889,325.05
EUOPRIS ASA NO0010735343	5.655	1.80% 0.10	■	24/08/09 22:02:10	- -
FLEX LNG LTD. BMG359472021	23.90	0.67% 0.16		24/08/09 22:26:46	277 6,604.86
FRONTLINE PLC CY0200352116	21.16	-0.09% -0.02		24/08/09 22:26:53	3,223 68,365.44