

# NORWAY OSLO BORS BENCHMARK(TRG)

ISIN: **NO0007035327** WKN: -

## Overview

2024/04/25 16:17:22

Price

**1,358.36** NOK

Difference  0.38% (5.08)

### General attributes

ISIN NO0007035327

Symbol -

Country Norway

Instruments in index 68

Type of index -

Security type Index

### Market data

Open 1,353.46 NOK

High 1,364.54 NOK

Low 1,350.76 NOK

Close (prev. day) 1,353.28 NOK

Trading volume (m) -

Volume (pcs) -

### Futures and Options

Related Futures -




Related Options -

5y



Information about previous performance does not guarantee future performance.  
Source: FactSet

### Recent research

on market			
Date		Headline	Download
2024/04/03		Global Equity Ratings	
2024/04/03		Aktienempfehlungen Global	
2024/03/26		Global Strategy 2Q 2024	
2024/03/26		Global Strategy 2Q 2024	
2024/03/13		Global Equity Ratings	

## Details

2024/04/25 16:17:22

Price

**1,358.36** NOK

Difference ▲ 0.38% (5.08)

### General attributes

ISIN NO0007035327

Symbol -

Country Norway

Security type Index

Instruments in index 68

### Market data

Open 1,353.46 NOK

High 1,364.54 NOK

Low 1,350.76 NOK

Close (prev. day) 1,353.28 NOK

Trading volume (m) -

Volume (pcs) -

### Performance and Risk

	6m	1y	3y
Perf (%)	+6.99%	+10.94%	+26.08%
Perf (abs.)	+88.43	+133.48	+279.97
Beta	-	-	-
Volatility	11.06	12.28	15.79



Information about previous performance does not guarantee future performance.

Source: FactSet

### Price data

Ø price 5 days   Ø volume 5 days (pcs.)	1,343.43 NOK (0)
Ø price 30 days   Ø volume 30 days (pcs.)	1,329.60 NOK (0)
Ø price 100 days   Ø volume 100 days (pcs.)	1,296.43 NOK (0)
Ø price 250 days   Ø volume 250 days (pcs.)	1,268.34 NOK (0)
YTD High   date	1,378.72 NOK (2024/04/15)
YTD Low   date	1,230.67 NOK (2024/02/14)
52 Weeks High   date	1,378.72 NOK (2024/04/15)
52 Weeks Low   date	1,180.09 NOK (2023/06/26)

## Composition

Name  ISIN	Price	Diff %  Diff +/-	Performance 	Date Time	Turnover Pc.  Turnover Money 
ADEVINTA ASA NO0010844038	9.675	-0.21% -0.02		24/04/25 16:15:11	- -
AF GRUPPEN ASA NO0003078107	11.26	-2.09% -0.24		24/04/25 15:36:33	- -
AKER ASA NO0010234552	51.70	0.58% 0.30		24/04/25 16:15:10	- -
AKER BP ASA NO0010345853	24.03	0.67% 0.16		24/04/25 16:15:10	- -
AKER CARBON CAPTURE ASA N... NO0010890304	0.605	-4.72% -0.03		24/04/25 16:15:11	- -
AKER SOLUTIONS ASA NO0010716582	3.32	6.07% 0.19		24/04/25 15:36:31	- -
ARCTICZYMES TECHNOLOGIES ... NO0010014632	2.195	-2.66% -0.06		24/04/25 16:15:10	- -
ARENDALS FOSSEKOMPANI ASA NO0003572802	14.82	0.95% 0.14		24/04/25 15:36:33	- -
ATEA ASA NO0004822503	11.88	2.95% 0.34		24/04/25 15:36:35	- -
AUTOSTORE HOLDINGS LTD. BMG0670A1099	15.65	-9.49% -1.64		24/04/25 16:16:39	2,845 47,884.95
B2 IMPACT ASA NOK0.10 NO0010633951	0.698	0.43% 0.00		24/04/25 15:36:32	- -
BAKKAFROST P/F FO0000000179	56.45	1.90% 1.05		24/04/25 15:36:35	- -
BONHEUR ASA NO0003110603	21.15	-0.24% -0.05		24/04/25 16:15:10	- -
BORR DRILLING LTD BMG1466R1732	5.51	-1.43% -0.08		24/04/25 16:17:01	438,137 2,410,711.27
BORREGAARD ASA NO0010657505	16.12	-0.74% -0.12		24/04/25 16:15:11	- -
BOUVET ASA NO0010360266	5.13	-0.97% -0.05		24/04/25 16:15:10	- -
BW LPG LTD BMG173841013	12.72	-3.71% -0.49		24/04/25 16:15:17	- -
CADELER AS DKK1 DK0061412772	4.355	-0.23% -0.01		24/04/25 16:15:17	- -
CLOUDBERRY CLEAN ENERGY A... NO0010876642	0.754	-2.33% -0.02		24/04/25 16:15:11	- -
CRAYON GROUP HOLDING ASA NO0010808892	6.60	-1.05% -0.07		24/04/25 16:15:11	- -
DNB BANK ASA NO0010161896	17.74	0.71% 0.13		24/04/25 16:15:10	- -
DNO ASA NO0003921009	0.868	-1.87% -0.02		24/04/25 16:15:10	- -
DOF GROUP ASA NOK2.50 NO0012851874	77.75	-0.19% -0.15		24/04/25 16:15:03	2,044 158,417.00
ELKEM ASA NO0010816093	1.612	-0.86% -0.01		24/04/25 16:15:01	- -
ELMERA GROUP ASA NO0010815673	2.725	-6.84% -0.20		24/04/25 16:15:11	- -

## NORWAY OSLO BORS BENCHMARK(TRG)

ENTRA ASA NO0010716418	8.09	-2.18% -0.18		24/04/25 15:29:01	- -
EQUINOR ASA NO0010096985	25.925	2.17% 0.55	█	24/04/25 16:14:09	41,715 1,091,435.33
EUOPRIS ASA NO0010735343	69.35	-11.37% -8.90		24/04/25 15:36:30	4,000 277,100.00
FLEX LNG LTD. BMG359472021	25.89	-0.04% -0.01		24/04/25 16:16:59	15,717 406,611.06
FRONTLINE PLC CY0200352116	22.85	0.57% 0.13		24/04/25 16:17:20	216,398 4,936,279.17
GJENSIDIGE FORSIKRING ASA NO0010582521	15.00	6.08% 0.86	█	24/04/25 15:36:34	- -
GOLDEN OCEAN GROUP LTD. BMG396372051	13.685	0.70% 0.10		24/04/25 16:17:18	178,263 2,417,833.06
HAFNIA LTD. BMG4233B1090	7.4377	-1.88% -0.14		24/04/25 16:16:08	16,692 123,945.71
HOEEGH AUTOLINERS ASA NO0011082075	104.50	-0.95% -1.00		24/04/25 16:17:07	29,306 3,066,370.90
KID ASA NO0010743545	12.58	-2.33% -0.30		24/04/25 15:36:32	- -
KITRON ASA NO0003079709	2.502	-6.92% -0.19		24/04/25 16:15:10	- -
KONGSBERG AUTOMOTIVE ASA NO0003033102	0.1326	2.79% 0.00	█	24/04/25 16:15:10	- -
KONGSBERG GRUPPEN ASA NO0003043309	63.80	-4.71% -3.15		24/04/25 15:48:34	498 31,983.65
LEROY SEAFOOD GROUP AS NO0003096208	4.028	0.75% 0.03		24/04/25 16:15:10	- -
MOWI ASA NO0003054108	16.22	0.96% 0.16		24/04/25 15:55:26	6,802 109,477.82
MPC CONTAINER SHIPS ASA NO0010791353	1.381	3.64% 0.05	█	24/04/25 16:15:11	- -
NEL ASA NO0010081235	0.3879	0.23% 0.00		24/04/25 16:17:03	2,119,359 824,054.32
NORDIC SEMICONDUCTOR ASA NO0003055501	10.20	1.69% 0.17	█	24/04/25 16:11:39	4,751 48,517.11
NORSK HYDRO ASA NO0005052605	5.726	-% -		24/04/25 16:04:15	11,894 68,739.05
NORWEGIAN AIR SHUTTLE ASA NO0010196140	1.2775	-6.48% -0.09		24/04/25 16:16:41	655,866 831,717.73
NYKODE THERAPEUTICS ASA NO0010714785	1.094	-3.36% -0.04		24/04/25 16:15:11	- -
ORKLA ASA NO0003733800	6.27	0.64% 0.04		24/04/25 16:15:10	- -
PGS ASA NO0010199151	0.714	1.31% 0.01	█	24/04/25 15:36:32	- -
PHOTOCURE ASA NO0010000045	4.595	-0.54% -0.03		24/04/25 16:15:10	- -
REC SILICON ASA NO0010112675	0.8965	-3.13% -0.03		24/04/25 15:36:31	- -
SALMAR ASA NO0010310956	57.80	1.76% 1.00	█	24/04/25 15:36:34	- -
SCATEC ASA NO0010715139	5.995	1.44% 0.09	█	24/04/25 15:36:34	- -
SCHIBSTED ASA	26.82	-2.97%		24/04/25	-

## NORWAY OSLO BORS BENCHMARK(TRG)

NO0003028904		-0.82		15:36:32	-
SCHIBSTED ASA SER'B'NOK0.... NO0010736879	310.00	2.31% 7.00		24/04/25 13:19:59	250 77,500.00
SEADRILL LTD. BMG7997W1029	49.44	-0.52% -0.26		24/04/25 16:08:21	13,704 678,449.45
SPAREBANK 1 SR-BANK ASA NO0010631567	11.14	1.64% 0.18		24/04/25 16:15:11	- -
STOLT-NIELSEN LTD BMG850801025	39.30	-0.88% -0.35		24/04/25 15:36:33	50 1,972.50
STOREBRAND ASA NO0003053605	8.97	0.34% 0.03		24/04/25 16:15:10	- -
SUBSEA 7 SA LU0075646355	15.22	2.63% 0.39		24/04/25 16:15:12	- -
TELENOR ASA NO0010063308	10.73	-0.74% -0.08		24/04/25 16:15:10	- -
TGS ASA NO0003078800	10.71	-% -		24/04/25 16:15:10	- -
TOMRA SYSTEMS ASA NO0012470089	12.57	-2.48% -0.32		24/04/25 16:12:13	19,225 243,078.19
ULTIMOVACS ASA NOK0.10 NO0010851603	0.60	-9.77% -0.07		24/04/25 15:41:03	- -
VAR ENERGI ASA NO0011202772	3.15	2.41% 0.07		24/04/25 15:51:54	4,781 15,052.37
VEIDEKKE AS NO0005806802	9.55	-1.85% -0.18		24/04/25 16:15:10	- -
WALLENUS WILHELMSEN ASA NO0010571680	105.70	-0.19% -0.20		24/04/25 16:16:52	38,016 4,018,301.10
WILH. WILHELMSEN HOLDING ... NO0010571698	32.15	-0.62% -0.20		24/04/25 15:36:33	- -
YARA INTERNATIONAL ASA NO0010208051	28.91	2.99% 0.84		24/04/25 15:36:33	268 7,732.48