

## SILVER ONE RESOURCES INC

ISIN: CA8280621092 WKN: -

## Overview

2024/04/08 16:14:31

Price

0.345 CAD

Difference  68.29% (0.14)

## General attributes

ISIN	CA8280621092
Symbol	SVE
Exchange	London Stock Exchange
Currency	CAD
Sector	Energy / Commodities
Security type	Stock
Market cap (m)	42 EUR
Benchmark	S&P/TSX 60 INDEX

## Market data

Bid (Bid size)	0.15 CAD (10,000)
Ask (Ask size)	0.355 CAD (7,625)
Open	0.345 CAD
High	0.345 CAD
Low	0.345 CAD
Close (prev. day)	0.205 CAD
VWAP	0.345 CAD
Volume (pcs)	33,359
Trading volume	11,508.86
Number of trades	1
Last size	33,359

## Futures and Options

Related Futures	-
Related Options	-







5y



Information about previous performance does not guarantee future performance.

Source: FactSet

## Recent research

on sector	Date	Headline	Download
	2024/07/26	 Equity Weekly	
	2024/07/24	 Global Equity Ratings	
	2024/07/24	 Aktienempfehlungen Global	
	2024/07/15	 Aktienempfehlungen Global	
	2024/07/12	 Equity Weekly	

## Details

2024/04/08 16:14:31

## Price

0.345 CAD

Difference ▲ 68.29% (0.14)

## General attributes

ISIN	CA8280621092
Symbol	SVE
Exchange	London Stock Exchange
Currency	CAD
Sector	Energy / Commodities
Security type	Stock
Market cap (m)	42 EUR
Benchmark	S&P/TSX 60 INDEX

## Market data

Bid (Bid size)	0.15 CAD (10,000)
Ask (Ask size)	0.355 CAD (7,625)
Open	0.345 CAD
High	0.345 CAD
Low	0.345 CAD
Close (prev. day)	0.205 CAD
VWAP	0.345 CAD
Volume (pcs)	33,359
Trading volume	11,508.86
Number of trades	1
Last size	33,359

## Performance and Risk

	6m	1y	3y
Perf (%)	-	-	-
Perf (abs.)	-	-	-
Beta	2.10	1.78	1.54
Volatility	5.01	3.67	1.91

5y



Information about previous performance does not guarantee future performance.  
Source: FactSet

## Price data

Ø price 5 days   Ø volume 5 days (pcs.)	- CAD (1,439)
Ø price 30 days   Ø volume 30 days (pcs.)	- CAD (984)
Ø price 100 days   Ø volume 100 days (pcs.)	0.253 CAD (4,241)
Ø price 250 days   Ø volume 250 days (pcs.)	0.256 CAD (4,054)
YTD High   date	0.345 CAD (2024/04/08)
YTD Low   date	0.202 CAD (2024/03/14)
52 Weeks High   date	0.345 CAD (2024/04/08)
52 Weeks Low   date	0.202 CAD (2024/03/14)

## All listings for SILVER ONE RESOURCES INC

Exchange <span>📍</span>	Date	Time	Price	Trading volume (mio.)	Number of trades
Tradegate	2024/07/26	22:02	0.161 EUR	0.00	1
TSX Venture Exchange	2024/07/26	18:31	0.235 CAD	0.00	7
Stuttgart	2024/07/26	14:44	0.1505 EUR	0.00	5
Munich	2024/07/26	08:00	0.1505 EUR	0.00	1
London Stock	2024/04/08	16:14	0.345 CAD	0.01	1

Exchange	08					
Frankfurt	2024/07/26	08:10	0.151 EUR	0.00		2
FINRA other OTC Issues	2024/07/26	21:55	0.178 USD	0.00		15
Duesseldorf	2024/07/26	08:11	0.15 EUR	0.00		1
Berlin	2024/07/26	20:48	0.161 EUR	0.00		20

## Company profile

### Company Logo



### Company Profile

-

### Contact Details

SILVER ONE RESOURCES

--

----

Telefon: -

Fax: -

E-mail: -