

DEXCOM INC.

ISIN: US2521311074

WKN: 252131107

Overview

2024/07/01 16:14:52

Price
113.24 USDDifference  -2.51% (-2.91)

General attributes

ISIN	US2521311074
Symbol	DXCM
Exchange	London Stock Exchange
Currency	USD
Sector	Other
Security type	Stock
Market cap (m)	41,719 EUR
Benchmark	S&P 500

Market data

Bid (Bid size)	82.40 USD (136)
Ask (Ask size)	- USD (0)
Open	113.24 USD
High	113.24 USD
Low	113.24 USD
Close (prev. day)	116.15 USD
VWAP	113.24 USD
Volume (pcs)	277
Trading volume	31,367.48
Number of trades	1
Last size	277

Futures and Options




Related Futures	-
Related Options	-

5y



Information about previous performance does not guarantee future performance.
Source: FactSet

Recent research

on sector		on market	
Date		Headline	Download
2024/07/12		Global Equity Ratings	
2024/07/12		Aktienempfehlungen Global	
2024/07/09		Aktienempfehlungen Österreich	
2024/07/05		Equity Weekly	
2024/06/24		Aktienempfehlungen Österreich	

Details

2024/07/01 16:14:52

Price

113.24 USD

Difference 📉 -2.51% (-2.91)

General attributes

ISIN	US2521311074
Symbol	DXCM
Exchange	London Stock Exchange
Currency	USD
Sector	Other
Security type	Stock
Market cap (m)	41,719 EUR
Benchmark	S&P 500

Market data

Bid (Bid size)	82.40 USD (136)
Ask (Ask size)	- USD (0)
Open	113.24 USD
High	113.24 USD
Low	113.24 USD
Close (prev. day)	116.15 USD
VWAP	113.24 USD
Volume (pcs)	277
Trading volume	31,367.48
Number of trades	1
Last size	277

Performance and Risk

	6m	1y	3y
Perf (%)	-	-	-
Perf (abs.)	-	-	-
Beta	0.79	0.93	1.30
Volatility	1.45	1.03	1.46

5y



Information about previous performance does not guarantee future performance.
Source: FactSet

Price data

Ø price 5 days Ø volume 5 days (pcs.)	- USD (94)
Ø price 30 days Ø volume 30 days (pcs.)	115.38 USD (3,419)
Ø price 100 days Ø volume 100 days (pcs.)	127.86 USD (1,148)
Ø price 250 days Ø volume 250 days (pcs.)	117.25 USD (561)
YTD High date	139.54 USD (2024/03/28)
YTD Low date	113.24 USD (2024/07/01)
52 Weeks High date	139.54 USD (2024/03/28)
52 Weeks Low date	82.55 USD (2023/10/06)

Arbitrage views

Exchange 📍	Date	Time	Price	Trading volume (mio.)	Number of trades
Xetra	2024/07/12	17:35	105.42 EUR	0.00	3
Vienna Stock Exchange	2024/07/12	17:32	105.50 EUR	0.00	5
Tradegate	2024/07/12	22:26	104.60 EUR	0.04	7
Stuttgart	2024/07/12	20:14	105.22 EUR	0.00	7
Nasdaq	2024/07/12	22:00	114.06 USD	263.10	34,981

	12						
Munich	2024/07/12	08:00	103.22	EUR	0.00		2
London Stock Exchange	2024/07/01	16:14	113.24	USD	0.03		1
Hanover	2024/07/12	08:01	103.46	EUR	0.00		3
Hamburg	2024/07/12	08:01	103.46	EUR	0.00		1
Frankfurt	2024/07/12	08:20	103.46	EUR	0.00		2
Duesseldorf	2024/07/12	19:32	104.62	EUR	0.00		7
Berlin	2024/07/12	08:08	103.20	EUR	0.00		3

Company profile

Company Logo



Contact Details

DEXCOM INC.

--

6340 Sequence Drive - 92121 San Diego

Telefon: +1-858-200-0200

Fax: +

E-mail: -

Company Profile

-

Members of Management Board

Eric Topol Member of Board of Directors

Bridgette Heller Member of Board of Directors

Karen Dahut Member of Board of Directors

Kyle Malady Member of Board of Directors

Mark Foletta Member of Board of Directors

Nicholas Augustinos Member of Board of Directors

Richard Collins Member of Board of Directors

Rimma Driscoll Member of Board of Directors

Steven Altman Member of Board of Directors

Kevin Sayer Chairman of Managing Board

Barry Regan Member of Executive Committee

Donald Abbey Member of Executive Committee

Girish Naganathan Member of Executive Committee

Jake Leach Member of Executive Committee

Jereme Sylvain Member of Executive Committee

Matthew Dolan Member of Executive Committee

Michael Brown Member of Executive Committee

Paul Flynn Member of Executive Committee

Sadie Stern Member of Executive Committee

Shelly Selvaraj Member of Executive Committee

Steven Pacelli Member of Executive Committee

Teri Lawver Member of Executive Committee