

CARNIVAL CORP.

ISIN: PA1436583006 WKN: 143658300

Overview

2024/09/13 16:00:47

Price

15.366 EUR

Difference  1.86% (0.28)

General attributes

ISIN	PA1436583006
Symbol	CCL
Exchange	Stuttgart
Currency	EUR
Sector	Media / Entertainment / Recreation
Security type	Stock
Market cap (m)	17,489 EUR
Benchmark	S&P 500

Market data

Bid (Bid size)	- (0)
Ask (Ask size)	- (0)
Open	15.208 EUR
High	15.384 EUR
Low	15.206 EUR
Close (prev. day)	15.086 EUR
VWAP	-
Volume (pcs)	155
Trading volume	2,375.00
Number of trades	14
Last size	90

Futures and Options







Related Futures	-
Related Options	-

5y



Information about previous performance does not guarantee future performance.
Source: FactSet

Recent research

on sector		on market	
Date		Headline	Download
2024/09/11		Global Equity Ratings	
2024/09/11		Aktienempfehlungen Global	
2024/09/09		Aktienempfehlungen Österreich	
2024/09/05		Global Equity Ratings	
2024/09/05		Aktienempfehlungen Global	

Details

2024/09/13 16:00:47

Price

15.366 EUR

Difference ▲ 1.86% (0.28)

General attributes

ISIN	PA1436583006
Symbol	CCL
Exchange	Stuttgart
Currency	EUR
Sector	Media / Entertainment / Recreation
Security type	Stock
Market cap (m)	17,489 EUR
Benchmark	S&P 500

Market data

Bid (Bid size)	- (0)
Ask (Ask size)	- (0)
Open	15.208 EUR
High	15.384 EUR
Low	15.206 EUR
Close (prev. day)	15.086 EUR
VWAP	-
Volume (pcs)	155
Trading volume	2,375.00
Number of trades	14
Last size	90

Performance and Risk

	6m	1y	3y
Perf (%)	+1.43%	+9.37%	-22.25%
Perf (abs.)	+0.22	+1.32	-4.40
Beta	-	-	-
Volatility	43.81	45.50	62.21

5y



Information about previous performance does not guarantee future performance.
Source: FactSet

Price data

Ø price 5 days Ø volume 5 days (pcs.)	14.776 EUR (405)
Ø price 30 days Ø volume 30 days (pcs.)	14.221 EUR (1,387)
Ø price 100 days Ø volume 100 days (pcs.)	14.898 EUR (1,097)
Ø price 250 days Ø volume 250 days (pcs.)	14.416 EUR (1,041)
YTD High date	17.756 EUR (2024/07/23)
YTD Low date	12.216 EUR (2024/08/05)
52 Weeks High date	17.800 EUR (2023/12/22)
52 Weeks Low date	10.250 EUR (2023/10/23)

Arbitrage views

Exchange ⊕	Date	Time	Price	Trading volume (mio.)	Number of trades
Tradegate	2024/09/13	22:26	15.576 EUR	0.65	102
Stuttgart	2024/09/13	16:00	15.366 EUR	0.00	14
NYSE	2024/09/13	22:00	17.26 USD	403.89	73,592
Munich	2024/09/13	08:03	15.204 EUR	0.00	2
London Stock	2024/09/13	15:34	16.08 USD	0.02	1

Exchange	04						
Hanover	2024/09/ 13	17:25	15.706	EUR	0.00		4
Hamburg	2024/09/ 13	17:25	15.706	EUR	0.00		4
Frankfurt	2024/09/ 13	15:57	15.48	EUR	0.09		7
Duesseldorf	2024/09/ 13	19:30	15.618	EUR	0.00		4
Berlin	2024/09/ 13	08:51	15.212	EUR	0.00		2

Company profile

Company Logo



Contact Details

CARNIVAL CORP.

--

3655 North-West 87th Avenue - 33178-2428
Miami

Telefon: +1-305-599-2600

Fax: +1-305-406-8630

E-mail: media@carnival.com

Company Profile

-

Members of Management Board

Josh Weinstein	Chairman of Managing Board
Bettina Deynes	Member of Executive Committee
David Bernstein	Member of Executive Committee
Doreen Furnari	Member of Executive Committee
Enrique Miguez	Member of Executive Committee
Jan Swartz	Member of Executive Committee
Micky Arison	Member of Executive Committee
Vice Admiral William R. Burke	Member of Executive Committee

Board of directors

Micky Arison	Chairman of Supervisory Board
Helen Deeble	Member of Supervisory Board
Jason Cahilly	Member of Supervisory Board
Jeffrey Gearhart	Member of Supervisory Board
Jonathon Band	Member of Supervisory Board
Katie Lahey	Member of Supervisory Board
Laura Weil	Member of Supervisory Board
Nelda Connors	Member of Supervisory Board
Randall Weisenburger	Member of Supervisory Board
S. Mathew	Member of Supervisory Board
Stuart Subotnick	Member of Supervisory Board