

BOOZT AB

ISIN: SE0009888738

WKN: -

Overview

2024/07/25 15:52:25

Price

10.46 USD

Difference  4.29% (0.43)

General attributes

ISIN	SE0009888738
Symbol	BOOZT
Exchange	FINRA other OTC Issues
Currency	USD
Sector	Consumer Products
Security type	Stock
Market cap (m)	627 EUR
Benchmark	OMX STOCKHOLM 30 INDEX

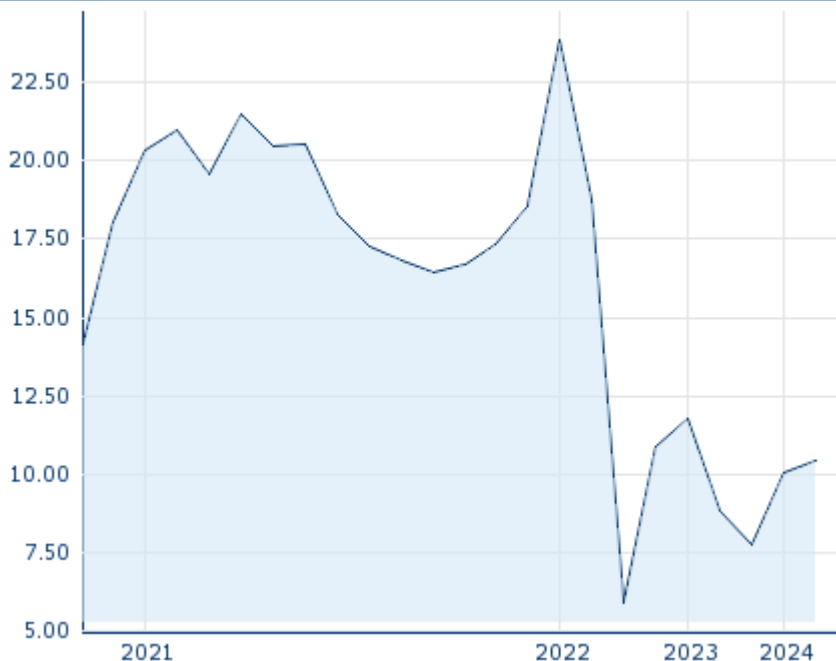
Market data

Bid (Bid size)	-
Ask (Ask size)	-
Open	10.46 USD
High	10.46 USD
Low	10.46 USD
Close (prev. day)	10.03 USD
VWAP	10.46 USD
Volume (pcs)	4,000
Trading volume	41,840.00
Number of trades	1
Last size	4,000

Futures and Options

Related Futures	-
Related Options	-





5y



Information about previous performance does not guarantee future performance.

Source: FactSet

Recent research

on sector			
Date		Headline	Download
2024/07/26		Equity Weekly	
2024/07/24		Global Equity Ratings	
2024/07/24		Aktienempfehlungen Global	
2024/07/15		Aktienempfehlungen Global	
2024/07/12		Equity Weekly	

Details

2024/07/25 15:52:25

Price

10.46 USD

Difference ▲ 4.29% (0.43)

General attributes

ISIN	SE0009888738
Symbol	BOOZT
Exchange	FINRA other OTC Issues
Currency	USD
Sector	Consumer Products
Security type	Stock
Market cap (m)	627 EUR
Benchmark	OMX STOCKHOLM 30 INDEX

Market data

Bid (Bid size)	-
Ask (Ask size)	-
Open	10.46 USD
High	10.46 USD
Low	10.46 USD
Close (prev. day)	10.03 USD
VWAP	10.46 USD
Volume (pcs)	4,000
Trading volume	41,840.00
Number of trades	1
Last size	4,000

Performance and Risk

	6m	1y	3y
Perf (%)	-	-	-
Perf (abs.)	-	-	-
Beta	1.27	1.09	1.15
Volatility	-	114.39	100.01

5y



Information about previous performance does not guarantee future performance.
Source: FactSet

Price data

Ø price 5 days Ø volume 5 days (pcs.)	10.25 USD (2,403)
Ø price 30 days Ø volume 30 days (pcs.)	10.25 USD (406)
Ø price 100 days Ø volume 100 days (pcs.)	10.25 USD (162)
Ø price 250 days Ø volume 250 days (pcs.)	9.28 USD (99)
YTD High date	- USD (-)
YTD Low date	- USD (-)
52 Weeks High date	11.78 USD (2023/07/26)
52 Weeks Low date	7.76 USD (2023/11/06)

Arbitrage views

Exchange ⊕	Date	Time	Price	Trading volume (mio.)	Number of trades
Tradegate	2024/07/26	22:26	9.455 EUR	0.00	1
Stuttgart	2024/07/26	13:56	9.325 EUR	0.00	8
Nasdaq Stockholm	2024/07/26	18:00	110.70 SEK	3.96	359
Nasdaq Copenhagen	2024/07/26	17:20	70.45 DKK	0.98	94
Munich	2024/07/26	08:19	9.455 EUR	0.00	2

	26					
London Stock Exchange	2023/07/10	12:49	112.00 SEK	0.37		1
Frankfurt	2024/07/26	17:15	9.225 EUR	0.00		6
FINRA other OTC Issues	2024/07/25	15:52	10.46 USD	0.04		1
Duesseldorf	2024/07/26	19:30	9.31 EUR	0.00		6
Berlin	2024/07/26	21:43	9.44 EUR	0.00		17

Company profile

Company Logo

Boozt

Company Profile

-

Contact Details

BOOZT

--

Telefon: -

Fax: -

E-mail: -