

ADYEN NV

ISIN:

NL0012969182

WKN: -

Overview

2022/11/29 08:12:17

Price

1,475.60 EUR

Difference  -0.73% (-10.80)

General attributes

ISIN	NL0012969182
Symbol	ADYEN
Exchange	Hanover
Currency	EUR
Sector	Software
Security type	Stock
Market cap (m)	44,198 EUR
Benchmark	AMSTERDAM EXCHANGES INDEX

Market data

Bid (Bid size)	1,431.40 EUR (4)
Ask (Ask size)	1,433.80 EUR (4)
Open	1,475.60 EUR
High	1,475.60 EUR
Low	1,475.60 EUR
Close (prev. day)	1,486.40 EUR
VWAP	-
Volume (pcs)	0
Trading volume	0.00
Number of trades	1
Last size	0

Futures and Options







Related Futures	23
Related Options	-

5y



Information about previous performance does not guarantee future performance.
Source: FactSet

Recent research

on sector		on market	
Date		Headline	Download
2022/11/28		Aktienempfehlungen Österreich	
2022/11/28		Global Equity Ratings	
2022/11/28		Aktienempfehlungen Global	
2022/11/21		Aktienempfehlungen Österreich	
2022/11/18		Equity Weekly	

Details

2022/11/29 08:12:17

Price

1,475.60 EUR

Difference ▼ -0.73% (-10.80)

General attributes

ISIN	NL0012969182
Symbol	ADYEN
Exchange	Hanover
Currency	EUR
Sector	Software
Security type	Stock
Market cap (m)	44,198 EUR
Benchmark	AMSTERDAM EXCHANGES INDEX

Market data

Bid (Bid size)	1,431.40 EUR (4)
Ask (Ask size)	1,433.80 EUR (4)
Open	1,475.60 EUR
High	1,475.60 EUR
Low	1,475.60 EUR
Close (prev. day)	1,486.40 EUR
VWAP	-
Volume (pcs)	0
Trading volume	0.00
Number of trades	1
Last size	0

Performance and Risk

	6m	1y	3y
Perf (%)	+0.38%	-39.28%	-
Perf (abs.)	+5.60	-954.40	-
Beta	1.82	1.84	1.09
Volatility	54.03	61.36	49.72

5y



Information about previous performance does not guarantee future performance.
Source: FactSet

Price data

Ø price 5 days Ø volume 5 days (pcs.)	1,486.84 EUR (0)
Ø price 30 days Ø volume 30 days (pcs.)	1,431.45 EUR (0)
Ø price 100 days Ø volume 100 days (pcs.)	1,493.32 EUR (0)
Ø price 250 days Ø volume 250 days (pcs.)	1,636.31 EUR (0)
YTD High date	2,382.00 EUR (2022/01/04)
YTD Low date	1,173.20 EUR (2022/06/15)
52 Weeks High date	2,501.00 EUR (2021/12/09)
52 Weeks Low date	1,173.20 EUR (2022/06/15)

Arbitrage views

Exchange	Date	Time	Price	Trading volume (mio.)	Number of trades
Xetra	2022/11/29	17:35	1,431.40 EUR	0.05	15
Vienna Stock Exchange	2022/11/29	17:32	1,429.60 EUR	0.00	3
Tradegate	2022/11/29	22:26	1,430.60 EUR	0.55	81
Stuttgart	2022/11/29	21:10	1,432.40 EUR	0.01	10

SIX Swiss Exchange	2022/ 03/28	17:36	770.00 CHF	0.00	1
Munich	2022/ 11/29	08:04	1,474.80 EUR	0.00	1
London Stock Exchange European Trade Reporting	2022/ 11/29	17:30	1,437.80 EUR	0.00	2
Hanover	2022/ 11/29	08:12	1,475.60 EUR	0.00	1
Hamburg	2022/ 11/29	08:12	1,475.60 EUR	0.00	1
Frankfurt	2022/ 11/29	20:02	1,428.80 EUR	0.00	3
FINRA other OTC Issues	2022/ 11/29	21:27	1,456.0001 USD	1.23	15
Euronext Amsterdam	2022/ 11/29	17:35	1,427.00 EUR	116.83	15,096
Duesseldorf	2022/ 11/29	21:01	1,432.00 EUR	0.03	12
Berlin	2022/ 11/29	21:55	1,429.80 EUR	0.00	16

Company profile

Company Logo



Contact Details

ADYEN NV

--

Simon Carmiggelstraat 6-50 - 1011 DJ
Amsterdam

Telefon: 31-85-888-8138

Fax: -

E-mail: -

Company Profile

-

Members of Management Board

Pieter van der Does Chairman of Managing Board

Alexander Matthey Member of Executive Committee

Ingo Uytdehaage Member of Executive Committee

Kamran Zaki Member of Executive Committee

Mariëtte Swart Member of Executive Committee

Roelant Prins Member of Executive Committee

Board of directors

Piero S. Overmars Chairman of Supervisory Board

Caoimhe Keogan Member of Supervisory Board

Delfin Rueda Arroyo Member of Supervisory Board

Joep A. J. van Beurden Member of Supervisory Board

Pamela Joseph Member of Supervisory Board