

# NOKIAN TYRES OYJ

ISIN: **FI0009005318** WKN: -

## Overview

2024/07/12 08:10:34

**Price**  
7.898 EUR

**Difference**  1.44% (0.11)

### General attributes

ISIN	FI0009005318
Symbol	TYRES
Exchange	Duesseldorf
Currency	EUR
Sector	Automotive
Security type	Stock
Market cap (m)	1,089 EUR
Benchmark	OMX HELSINKI 25

### Market data

Bid (Bid size)	-
Ask (Ask size)	-
Open	7.898 EUR
High	7.898 EUR
Low	7.898 EUR
Close (prev. day)	7.786 EUR
VWAP	-
Volume (pcs)	0
Trading volume	0.00
Number of trades	3
Last size	0

### Futures and Options








Related Futures	32
Related Options	-

5y



Information about previous performance does not guarantee future performance.  
Source: FactSet

### Recent research

on sector		on market	
Date		Headline	Download
2024/07/12		Global Equity Ratings	
2024/07/12		Aktienempfehlungen Global	
2024/07/09		Aktienempfehlungen Österreich	
2024/06/24		Aktienempfehlungen Österreich	
2024/06/21		Global Equity Ratings	

## Details

2024/07/12 08:10:34

## Price

7.898 EUR

Difference ▲ 1.44% (0.11)

## General attributes

ISIN	FI0009005318
Symbol	TYRES
Exchange	Duesseldorf
Currency	EUR
Sector	Automotive
Security type	Stock
Market cap (m)	1,089 EUR
Benchmark	OMX HELSINKI 25

## Market data

Bid (Bid size)	-
Ask (Ask size)	-
Open	7.898 EUR
High	7.898 EUR
Low	7.898 EUR
Close (prev. day)	7.786 EUR
VWAP	-
Volume (pcs)	0
Trading volume	0.00
Number of trades	3
Last size	0

## Performance and Risk

	6m	1y	3y
Perf (%)	-6.58%	-	-
Perf (abs.)	-0.56	-	-
Beta	1.15	0.99	1.44
Volatility	30.25	-	-

5y



Information about previous performance does not guarantee future performance.  
Source: FactSet

## Price data

Ø price 5 days   Ø volume 5 days (pcs.)	7.766 EUR (0)
Ø price 30 days   Ø volume 30 days (pcs.)	7.924 EUR (21)
Ø price 100 days   Ø volume 100 days (pcs.)	8.410 EUR (7)
Ø price 250 days   Ø volume 250 days (pcs.)	- EUR (-)
YTD High   date	9.408 EUR (2024/04/10)
YTD Low   date	7.660 EUR (2024/07/10)
52 Weeks High   date	- EUR (-)
52 Weeks Low   date	- EUR (-)

## All listings for NOKIAN TYRES OYJ

Exchange	Date	Time	Price	Trading volume (mio.)	Number of trades
Vienna Stock Exchange	2024/07/12	17:32	7.91 EUR	0.00	5
Tradegate	2024/07/12	22:26	7.86 EUR	0.02	5
Stuttgart	2024/07/12	14:07	7.868 EUR	0.00	9
Nasdaq Helsinki	2024/07/12	18:00	7.898 EUR	2.66	1,387
London Stock Exchange	2024/	17:25	7.938 EUR	0.00	2

European Trade Reporting	07/12					
Frankfurt	2024/ 07/12	10:12	7.902	EUR	0.01	1
FINRA other OTC Issues	2024/ 07/10	15:30	8.08	USD	0.00	1
Euronext Milan MTF Trading After Hours	2024/ 07/12	17:44	7.912	EUR	0.00	1
Euronext Milan MTF Global Equity Market	2024/ 07/12	17:44	7.912	EUR	0.00	1
Duesseldorf	2023/ 10/20	12:31	7.618	EUR	0.00	4
Duesseldorf	2024/ 07/12	08:10	7.898	EUR	0.00	3
Berlin	2024/ 07/12	08:03	7.906	EUR	0.00	3

# Company profile

## Company Logo



### Contact Details

NOKIAN RENKAAT OYJ

--

Pirkkalaistie 7 - 37101 Nokia

Telefon: +358-10-401-7000

Fax: +

E-mail: info@nokiantyres.com

## Company Profile

-

### Members of Management Board

Jukka Moisio Chairman of Managing Board

Adrian Kaczmarczyk Member of Executive Committee

Anna Hyvönen Member of Executive Committee

Jukka Kasi Member of Executive Committee

Manu Salmi Member of Executive Committee

Niko Haavisto Member of Executive Committee

Päivi Antola Member of Executive Committee

Päivi Leskinen Member of Executive Committee

### Board of directors

Jukka Hienonen Chairman of Supervisory Board

Christopher Ostrander Member of Supervisory Board

George Rietbergen Member of Supervisory Board

Jouko Markku Kalevi Pölönen Member of Supervisory Board

Markus Korsten Member of Supervisory Board

Pekka Juhani Vauramo Member of Supervisory Board

Reima Ryttsölä Member of Supervisory Board

Susanne Hahn Member of Supervisory Board

Veronica Lindholm Member of Supervisory Board