

## DINO POLSKA SA

ISIN: **PLDINPL00011** WKN: -

## Overview

2024/05/08 20:46:11

Price

92.00 EUR

Difference  -1.46% (-1.36)

## General attributes

ISIN	PLDINPL00011
Symbol	DNP
Exchange	Munich
Currency	EUR
Sector	Commerce
Security type	Stock
Market cap (m)	8,986 EUR
Benchmark	POLAND WIG 20

## Market data

Bid (Bid size)	-
Ask (Ask size)	-
Open	93.36 EUR
High	95.18 EUR
Low	92.00 EUR
Close (prev. day)	93.36 EUR
VWAP	93.35937 EUR
Volume (pcs)	442
Trading volume	41,264.84
Number of trades	4
Last size	200

## Futures and Options

Related Futures	-
Related Options	-








5y



Information about previous performance does not guarantee future performance.

Source: FactSet

## Recent research

	on sector	on market	
Date		Headline	Download
2024/04/26		Global Equity Ratings	
2024/04/26		Aktienempfehlungen Global	
2024/04/03		Global Equity Ratings	
2024/04/03		Aktienempfehlungen Global	
2024/03/13		Global Equity Ratings	

## Details

2024/05/08 20:46:11

## Price

92.00 EUR

Difference ▼ -1.46% (-1.36)

## General attributes

ISIN	PLDINPL00011
Symbol	DNP
Exchange	Munich
Currency	EUR
Sector	Commerce
Security type	Stock
Market cap (m)	8,986 EUR
Benchmark	POLAND WIG 20

## Market data

Bid (Bid size)	-
Ask (Ask size)	-
Open	93.36 EUR
High	95.18 EUR
Low	92.00 EUR
Close (prev. day)	93.36 EUR
VWAP	93.35937 EUR
Volume (pcs)	442
Trading volume	41,264.84
Number of trades	4
Last size	200

## Performance and Risk

	6m	1y	3y
Perf (%)	-8.00%	+3.25%	+67.46%
Perf (abs.)	-8.00	+2.90	+37.06
Beta	0.84	0.72	0.64
Volatility	42.58	41.44	36.67

5y



Information about previous performance does not guarantee future performance.  
Source: FactSet

## Price data

Ø price 5 days   Ø volume 5 days (pcs.)	91.61 EUR (118)
Ø price 30 days   Ø volume 30 days (pcs.)	88.79 EUR (71)
Ø price 100 days   Ø volume 100 days (pcs.)	98.67 EUR (56)
Ø price 250 days   Ø volume 250 days (pcs.)	96.74 EUR (33)
YTD High   date	109.85 EUR (2024/03/05)
YTD Low   date	82.80 EUR (2024/04/18)
52 Weeks High   date	109.85 EUR (2024/03/05)
52 Weeks Low   date	74.34 EUR (2023/10/05)

## Arbitrage views

Exchange	Date	Time	Price	Trading volume (mio.)	Number of trades
Stuttgart	2024/05/08	16:32	90.10 EUR	0.00	4
Munich	2024/05/08	20:46	92.00 EUR	0.04	4
London Stock Exchange European Trade Reporting	2024/05/08	16:50	77.50 PLN	0.00	1
Frankfurt	2024/05/08	19:34	92.00 EUR	0.02	9
FINRA other OTC Issues	2024/	19:59	96.80 USD	0.02	2

	05/03						
Duesseldorf	2024/ 05/08	19:31	90.98	EUR	0.00		7
Berlin	2024/ 05/08	21:50	92.84	EUR	0.00		18

## Company profile

### Company Logo



### Contact Details

DINO POLSKA SA

--

ul. Ostrowska 122 - 63-700 Krotoszyn

Telefon: +48-62-725-5400

Fax: +

E-mail: -

### Company Profile

-

### Members of Management Board

Izabela Biadala Member of Executive Committee

Michał Krauze Member of Executive Committee

Piotr Scigala Member of Executive Committee

### Board of directors

Tomasz Biernacki Chairman of Supervisory Board

Eryk Bajer Member of Supervisory Board

Maciej Polanowski Member of Supervisory Board

Piotr Borowski Member of Supervisory Board

Sławomir Jakszuk Member of Supervisory Board