

REGULUS RESOURCES INC

ISIN: CA75915M1077 WKN: -

Overview

2024/07/26 20:48:04

Price
1.26 EURDifference  -0.79% (-0.01)

General attributes

ISIN	CA75915M1077
Symbol	REG
Exchange	Berlin
Currency	EUR
Sector	Energy / Commodities
Security type	Stock
Market cap (m)	158 EUR
Benchmark	S&P/TSX 60 INDEX

Market data

Bid (Bid size)	-
Ask (Ask size)	-
Open	1.27 EUR
High	1.27 EUR
Low	1.26 EUR
Close (prev. day)	1.27 EUR
VWAP	-
Volume (pcs)	0
Trading volume	0.00
Number of trades	20
Last size	0

Futures and Options










Related Futures	-
Related Options	-

5y



Information about previous performance does not guarantee future performance.
Source: FactSet

Recent research

on sector			
Date		Headline	Download
2024/07/26		Equity Weekly	
2024/07/24		Global Equity Ratings	
2024/07/24		Aktienempfehlungen Global	
2024/07/15		Aktienempfehlungen Global	
2024/07/12		Equity Weekly	

Details

2024/07/26 20:48:04

Price

1.26 EUR

Difference  -0.79% (-0.01)

General attributes

ISIN	CA75915M1077
Symbol	REG
Exchange	Berlin
Currency	EUR
Sector	Energy / Commodities
Security type	Stock
Market cap (m)	158 EUR
Benchmark	S&P/TSX 60 INDEX

Market data

Bid (Bid size)	-
Ask (Ask size)	-
Open	1.27 EUR
High	1.27 EUR
Low	1.26 EUR
Close (prev. day)	1.27 EUR
VWAP	-
Volume (pcs)	0
Trading volume	0.00
Number of trades	20
Last size	0

Performance and Risk

	6m	1y	3y
Perf (%)	+96.88%	+123.01%	+147.06%
Perf (abs.)	+0.62	+0.70	+0.75
Beta	-0.05	0.18	0.53
Volatility	58.63	52.83	60.49

5y



Information about previous performance does not guarantee future performance.
Source: FactSet

Price data

Ø price 5 days Ø volume 5 days (pcs.)	1.25 EUR (0)
Ø price 30 days Ø volume 30 days (pcs.)	1.30 EUR (0)
Ø price 100 days Ø volume 100 days (pcs.)	1.12 EUR (75)
Ø price 250 days Ø volume 250 days (pcs.)	0.79 EUR (30)
YTD High date	1.59 EUR (2024/06/24)
YTD Low date	0.60 EUR (2024/01/09)
52 Weeks High date	1.59 EUR (2024/06/24)
52 Weeks Low date	0.42 EUR (2023/11/20)

All listings for REGULUS RESOURCES INC

Exchange 	Date	Time	Price	Trading volume (mio.)	Number of trades
Tradegate	2024/07/26	22:02	1.27 EUR	0.00	1
TSX Venture Exchange	2024/07/26	21:59	1.90 CAD	0.00	5
Stuttgart	2024/07/26	14:44	1.25 EUR	0.00	5
Munich	2024/07/26	08:02	1.27 EUR	0.00	1
Frankfurt	2024/07/26	08:10	1.24 EUR	0.00	2

	26					
FINRA other OTC Issues	2024/07/26	19:35	1.3775 USD	0.00		1
Berlin	2024/07/26	20:48	1.26 EUR	0.00		20

Company profile

Company Logo



Company Profile

-

Contact Details

REGULUS RESOURCES INC

--

Telefon: -

Fax: -

E-mail: -