

SCOTTIE RESOURCES CORP

ISIN: CA81012R1064 WKN: -

Overview

2024/07/26 20:48:04

Price

0.111 EUR

Difference  -3.48% (-0.00)

General attributes

ISIN	CA81012R1064
Symbol	SCOT
Exchange	Berlin
Currency	EUR
Sector	Energy / Commodities
Security type	Stock
Market cap (m)	32 EUR
Benchmark	S&P/TSX 60 INDEX

Market data

Bid (Bid size)	-
Ask (Ask size)	-
Open	0.117 EUR
High	0.118 EUR
Low	0.108 EUR
Close (prev. day)	0.115 EUR
VWAP	-
Volume (pcs)	0
Trading volume	0.00
Number of trades	20
Last size	0

Futures and Options










Related Futures	-
Related Options	-

5y



Information about previous performance does not guarantee future performance.
Source: FactSet

Recent research

on sector			
Date		Headline	Download
2024/07/26		Equity Weekly	
2024/07/24		Global Equity Ratings	
2024/07/24		Aktienempfehlungen Global	
2024/07/15		Aktienempfehlungen Global	
2024/07/12		Equity Weekly	

Details

2024/07/26 20:48:04

Price

0.111 EUR

Difference  -3.48% (-0.00)

General attributes

ISIN	CA81012R1064
Symbol	SCOT
Exchange	Berlin
Currency	EUR
Sector	Energy / Commodities
Security type	Stock
Market cap (m)	32 EUR
Benchmark	S&P/TSX 60 INDEX

Market data

Bid (Bid size)	-
Ask (Ask size)	-
Open	0.117 EUR
High	0.118 EUR
Low	0.108 EUR
Close (prev. day)	0.115 EUR
VWAP	-
Volume (pcs)	0
Trading volume	0.00
Number of trades	20
Last size	0

Performance and Risk

	6m	1y	3y
Perf (%)	-9.76%	-34.12%	-19.57%
Perf (abs.)	-0.01	-0.06	-0.03
Beta	0.93	0.61	0.74
Volatility	61.37	57.40	57.80

5y



Information about previous performance does not guarantee future performance.

Source: FactSet

Price data

Ø price 5 days Ø volume 5 days (pcs.)	0.118 EUR (0)
Ø price 30 days Ø volume 30 days (pcs.)	0.116 EUR (0)
Ø price 100 days Ø volume 100 days (pcs.)	0.123 EUR (0)
Ø price 250 days Ø volume 250 days (pcs.)	0.129 EUR (0)
YTD High date	0.162 EUR (2024/04/12)
YTD Low date	0.099 EUR (2024/02/23)
52 Weeks High date	0.171 EUR (2023/07/27)
52 Weeks Low date	0.099 EUR (2024/02/23)

All listings for SCOTTIE RESOURCES CORP

Exchange 	Date	Time	Price	Trading volume (mio.)	Number of trades
Tradegate	2024/07/26	22:02	0.111 EUR	0.00	1
TSX Venture Exchange	2024/07/26	21:59	0.16 CAD	0.17	86
Stuttgart	2024/07/26	14:44	0.109 EUR	0.00	4
Munich	2024/07/26	08:02	0.117 EUR	0.00	1
Frankfurt	2024/07/26	08:10	0.109 EUR	0.00	2

	26					
FINRA other OTC Issues	2024/07/26	21:08	0.1233	USD	0.01	13
Berlin	2024/07/26	20:48	0.111	EUR	0.00	20

Company profile

Company Logo



Company Profile

-

Contact Details

SCOTTIE RESOURCES

--

Telefon: -

Fax: -

E-mail: -