

MARUBENI CORP

ISIN: JP3877600001 WKN: 8002

Overview

2024/07/18 22:26:43

Price
18.022 EURDifference  -0.41% (-0.07)

General attributes

ISIN	JP3877600001
Symbol	8002
Exchange	Tradegate
Currency	EUR
Sector	Commerce
Security type	Stock
Market cap (m)	30,322 EUR
Benchmark	NIKKEI 225

Market data

Bid (Bid size)	17.926 EUR (281)
Ask (Ask size)	18.116 EUR (278)
Open	18.022 EUR
High	18.314 EUR
Low	18.022 EUR
Close (prev. day)	18.096 EUR
VWAP	18.1112 EUR
Volume (pcs)	3,099
Trading volume	56,126.62
Number of trades	17
Last size	-

Futures and Options











Related Futures	-
Related Options	-

5y



Information about previous performance does not guarantee future performance.
Source: FactSet

Recent research

on sector	on market		
Date		Headline	Download
2024/07/15		Aktienempfehlungen Global	
2024/07/12		Global Equity Ratings	
2024/06/21		Equity Weekly	
2024/06/21		Global Equity Ratings	
2024/06/21		Aktienempfehlungen Global	

Details

2024/07/18 22:26:43

Price

18.022 EUR

Difference ▼ -0.41% (-0.07)

General attributes

ISIN	JP3877600001
Symbol	8002
Exchange	Tradegate
Currency	EUR
Sector	Commerce
Security type	Stock
Market cap (m)	30,322 EUR
Benchmark	NIKKEI 225

Market data

Bid (Bid size)	17.926 EUR (281)
Ask (Ask size)	18.116 EUR (278)
Open	18.022 EUR
High	18.314 EUR
Low	18.022 EUR
Close (prev. day)	18.096 EUR
VWAP	18.1112 EUR
Volume (pcs)	3,099
Trading volume	56,126.62
Number of trades	17
Last size	-

Performance and Risk

	6m	1y	3y
Perf (%)	+15.79%	+16.46%	+145.90%
Perf (abs.)	+2.46	+2.55	+10.69
Beta	0.85	0.96	0.95
Volatility	26.23	24.87	29.78

5y



Information about previous performance does not guarantee future performance.
Source: FactSet

Price data

Ø price 5 days Ø volume 5 days (pcs.)	17.768 EUR (4,506)
Ø price 30 days Ø volume 30 days (pcs.)	17.598 EUR (3,263)
Ø price 100 days Ø volume 100 days (pcs.)	16.900 EUR (4,433)
Ø price 250 days Ø volume 250 days (pcs.)	15.694 EUR (4,191)
YTD High date	18.542 EUR (2024/05/27)
YTD Low date	14.245 EUR (2024/01/03)
52 Weeks High date	18.542 EUR (2024/05/27)
52 Weeks Low date	13.505 EUR (2023/10/23)

Arbitrage views

Exchange ⊕	Date	Time	Price	Trading volume (mio.)	Number of trades
Tradegate	2024/07/18	22:26	18.022 EUR	0.06	17
Tokyo Stock Exchange	2024/07/18	08:00	3,081.00 JPY	123.56	5,177
Stuttgart	2024/07/18	08:08	17.752 EUR	0.00	3
Munich	2024/07/18	14:11	18.432 EUR	0.01	4
Frankfurt	2024/07/18	14:16	18.218 EUR	0.02	3

	18					
FINRA other OTC Issues	2024/07/18	21:59	18.67 USD	0.04		13
Duesseldorf	2024/07/18	19:31	17.97 EUR	0.00		7
Berlin	2024/07/18	08:11	17.92 EUR	0.00		3

Company profile

Company Logo

Marubeni

Company Profile

-

Contact Details

MARUBENI

--

4-2, Ohtemachi 1-chome 100-8088 Chiyoda-ku, Tokyo

Telefon: +81 3 3282 2111

Fax: +81 3 3282 4241

E-mail: -