

## MARUBENI CORP

ISIN: JP3877600001 WKN: 8002

## Overview

2024/05/29 16:32:22

## Price

18.106 EUR

Difference  -1.03% (-0.19)

## General attributes

ISIN	JP3877600001
Symbol	8002
Exchange	Tradegate
Currency	EUR
Sector	Commerce
Security type	Stock
Market cap (m)	30,387 EUR
Benchmark	NIKKEI 225

## Market data

Bid (Bid size)	18.106 EUR (120)
Ask (Ask size)	18.24 EUR (276)
Open	18.246 EUR
High	18.398 EUR
Low	18.106 EUR
Close (prev. day)	18.294 EUR
VWAP	18.29072 EUR
Volume (pcs)	2,342
Trading volume	42,836.86
Number of trades	10
Last size	3

## Futures and Options











Related Futures	-
Related Options	-

5y



Information about previous performance does not guarantee future performance.  
Source: FactSet

## Recent research

on sector		on market	
Date		Headline	Download
2024/05/29		Global Equity Ratings	
2024/05/29		Aktienempfehlungen Global	
2024/04/26		Global Equity Ratings	
2024/04/26		Aktienempfehlungen Global	
2024/04/03		Global Equity Ratings	

## Details

2024/05/29 16:32:22

## Price

18.106 EUR

Difference ▼ -1.03% (-0.19)

## General attributes

ISIN	JP3877600001
Symbol	8002
Exchange	Tradegate
Currency	EUR
Sector	Commerce
Security type	Stock
Market cap (m)	30,387 EUR
Benchmark	NIKKEI 225

## Market data

Bid (Bid size)	18.106 EUR (120)
Ask (Ask size)	18.24 EUR (276)
Open	18.246 EUR
High	18.398 EUR
Low	18.106 EUR
Close (prev. day)	18.294 EUR
VWAP	18.29072 EUR
Volume (pcs)	2,342
Trading volume	42,836.86
Number of trades	10
Last size	3

## Performance and Risk

	6m	1y	3y
Perf (%)	+27.75%	+32.47%	+149.68%
Perf (abs.)	+3.97	+4.48	+10.97
Beta	0.90	1.07	0.96
Volatility	25.26	27.52	29.84

5y



Information about previous performance does not guarantee future performance.  
Source: FactSet

## Price data

Ø price 5 days   Ø volume 5 days (pcs.)	18.144 EUR (4,174)
Ø price 30 days   Ø volume 30 days (pcs.)	17.299 EUR (4,441)
Ø price 100 days   Ø volume 100 days (pcs.)	16.022 EUR (5,436)
Ø price 250 days   Ø volume 250 days (pcs.)	15.392 EUR (5,212)
YTD High   date	18.542 EUR (2024/05/27)
YTD Low   date	14.245 EUR (2024/01/03)
52 Weeks High   date	18.542 EUR (2024/05/27)
52 Weeks Low   date	13.325 EUR (2023/05/31)

## Arbitrage views

Exchange <span>⊕</span>	Date	Time	Price	Trading volume (mio.)	Number of trades
Tradegate	2024/05/29	16:32	18.106 EUR	0.04	10
Tokyo Stock Exchange	2024/05/29	08:00	3,094.00 JPY	109.92	3,811
Stuttgart	2024/05/29	08:18	17.876 EUR	0.00	1
Munich	2024/05/29	08:13	18.202 EUR	0.00	1
Frankfurt	2024/05/29	08:07	18.042 EUR	0.00	1

	29					
FINRA other OTC Issues	2024/05/29	17:20	19.78 USD	0.05		15
Duesseldorf	2024/05/29	16:30	18.05 EUR	0.00		4
Berlin	2024/05/29	08:13	18.048 EUR	0.00		1

## Company profile

### Company Logo

**Marubeni**

### Company Profile

-

### Contact Details

MARUBENI

--

4-2, Ohtemachi 1-chome 100-8088 Chiyoda-ku, Tokyo

Telefon: +81 3 3282 2111

Fax: +81 3 3282 4241

E-mail: -