
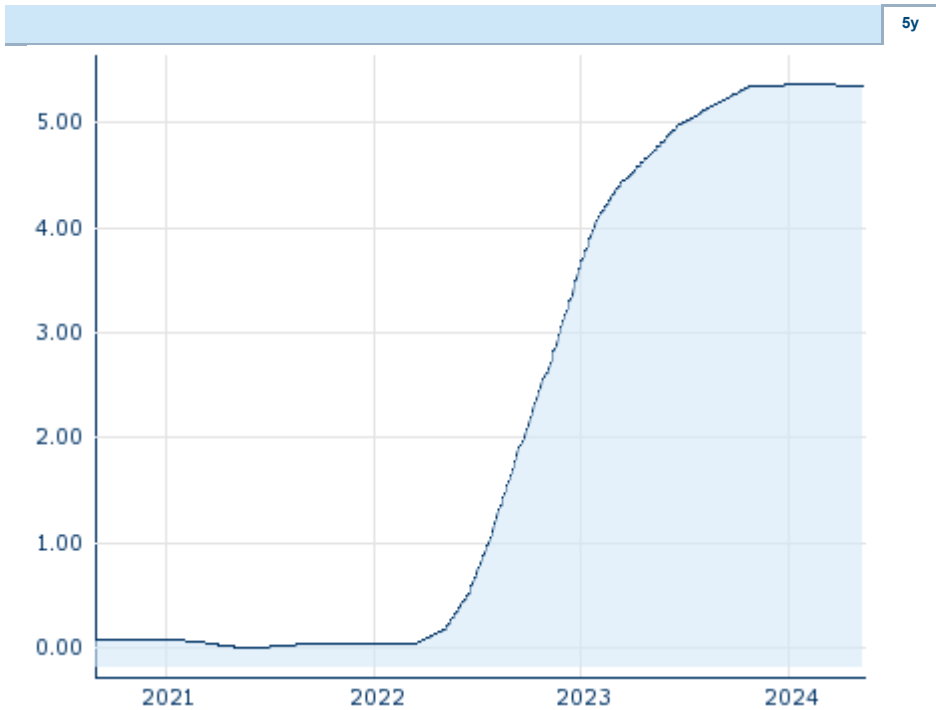


# USD SECURED OVERNIGHT FINANCING RATE (SOFR) 90 DAYS AVERAGE

ISIN: -










2024/05/10 14:00:00			
<b>Price</b>	5.34778 %		
<b>Difference</b>		0.00 (0 Bp)	
<b>General attributes</b>			
ISIN	-		
Symbol	-.OTD		
Exchange	OTC Data Services		
Security type	Interest rate		
<b>Market data</b>			
Open	5.34778%		
Close (prev. day)	5.34776%		
<b>Performance and Risk</b>			
	6m	1y	3y
Perf (%)	+0.10%	+12.96%	+31,155.29%
Perf (abs.)	+0.01	+0.61	+5.33
Beta	-	-	-
Volatility	0.16	1.23	28.78
<b>Futures and Options</b>			
Related Futures	-		
Related Options	-		



Information about previous performance does not guarantee future performance.  
Source: FactSet

<b>Price data</b>	
Ø price 5 days   Ø volume 5 days (pcs.)	5.34776 % (0)
Ø price 30 days   Ø volume 30 days (pcs.)	5.34790 % (0)
Ø price 100 days   Ø volume 100 days (pcs.)	5.35274 % (0)
Ø price 250 days   Ø volume 250 days (pcs.)	5.33427 % (0)
YTD High   date	5.36146 % (2024/01/29)
YTD Low   date	5.34762 % (2024/04/03)
52 Weeks High   date	5.36146 % (2024/01/29)
52 Weeks Low   date	4.73980 % (2023/05/11)

**Recent research**

on market		
Date	Headline	Download
2024/05/10	 Week Ahead	
2024/05/10	 Wochenausblick	
2024/05/10	 Key rate remains at 6.5%	
2024/05/10	 NBR preview: Stick to the forward guidance	
2024/05/10	 Disinflation ended in April	