

USD SECURED OVERNIGHT FINANCING RATE (SOFR) 30 DAYS AVERAGE

ISIN: -

2024/05/08 14:00:00

Price
5.32374 %

Difference  -0.00 (-0 Bp)

General attributes

ISIN	-
Symbol	-.OTD
Exchange	OTC Data Services
Security type	Interest rate

Market data

Open	5.32374%
Close (prev. day)	5.32407%

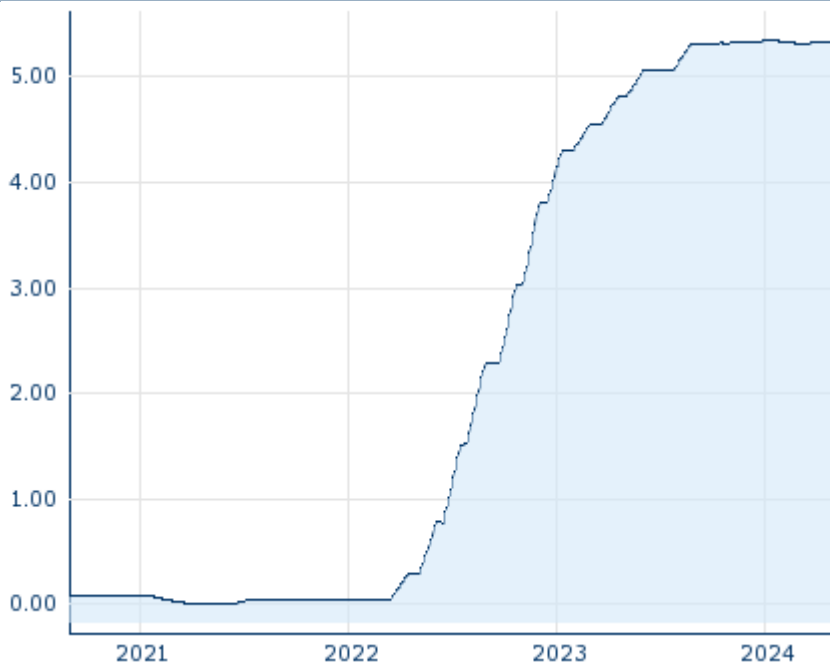
Performance and Risk

	6m	1y	3y
Perf (%)	+0.03%	+9.83%	+53,137.40%
Perf (abs.)	+0.00	+0.48	+5.31
Beta	-	-	-
Volatility	0.38	1.61	43.60

Futures and Options

Related Futures	-
Related Options	-

5y












Information about previous performance does not guarantee future performance.
Source: FactSet

Price data

Ø price 5 days Ø volume 5 days (pcs.)	5.32406 % (0)
Ø price 30 days Ø volume 30 days (pcs.)	5.32854 % (0)
Ø price 100 days Ø volume 100 days (pcs.)	5.32467 % (0)
Ø price 250 days Ø volume 250 days (pcs.)	5.32691 % (0)
YTD High date	5.34835 % (2024/01/04)
YTD Low date	5.31861 % (2024/03/11)
52 Weeks High date	5.34835 % (2024/01/04)
52 Weeks Low date	4.85554 % (2023/05/09)

Recent research

on market			
Date		Headline	Download
2024/05/08		Credit Markets Weekly	
2024/05/08		Credit Markets Weekly (DE)	
2024/05/08		Marktkommentar	
2024/05/08		Industry plummeted by 2.8% y/y in March	
2024/05/08		Strong household consumption in 1Q24	