

ARTHUR J GALLAGHER & CO.

ISIN: US3635761097 WKN: 363576109

Overview

2024/09/18 08:03:36

Price
267.80 EURDifference  -1.22% (-3.30)

General attributes

ISIN	US3635761097
Symbol	AJG
Exchange	Munich
Currency	EUR
Sector	Financial
Security type	Stock
Market cap (m)	58,298 EUR
Benchmark	S&P 500

Market data

Bid (Bid size)	264.70 EUR (300)
Ask (Ask size)	266.10 EUR (300)
Open	267.80 EUR
High	267.80 EUR
Low	267.80 EUR
Close (prev. day)	271.10 EUR
VWAP	271.10 EUR
Volume (pcs)	0
Trading volume	0.00
Number of trades	1
Last size	0

Futures and Options




Related Futures	-
Related Options	-

5y



Information about previous performance does not guarantee future performance.
Source: FactSet

Recent research

on sector		on market	
Date		Headline	Download
2024/09/11		Global Equity Ratings	
2024/09/11		Aktienempfehlungen Global	
2024/09/09		Aktienempfehlungen Österreich	
2024/09/06		Equity Weekly	
2024/09/05		Global Equity Ratings	

Details

2024/09/18 08:03:36

Price

267.80 EUR

Difference ▼ -1.22% (-3.30)

General attributes

ISIN	US3635761097
Symbol	AJG
Exchange	Munich
Currency	EUR
Sector	Financial
Security type	Stock
Market cap (m)	58,298 EUR
Benchmark	S&P 500

Market data

Bid (Bid size)	264.70 EUR (300)
Ask (Ask size)	266.10 EUR (300)
Open	267.80 EUR
High	267.80 EUR
Low	267.80 EUR
Close (prev. day)	271.10 EUR
VWAP	271.10 EUR
Volume (pcs)	0
Trading volume	0.00
Number of trades	1
Last size	0

Performance and Risk

	6m	1y	3y
Perf (%)	+16.25%	+25.05%	+113.46%
Perf (abs.)	+37.90	+54.30	+144.10
Beta	-	-	-
Volatility	14.47	16.04	17.75

5y



Information about previous performance does not guarantee future performance.
Source: FactSet

Price data

Ø price 5 days Ø volume 5 days (pcs.)	269.42 EUR (2)
Ø price 30 days Ø volume 30 days (pcs.)	262.58 EUR (24)
Ø price 100 days Ø volume 100 days (pcs.)	246.99 EUR (11)
Ø price 250 days Ø volume 250 days (pcs.)	231.30 EUR (7)
YTD High date	271.10 EUR (2024/09/17)
YTD Low date	202.80 EUR (2024/01/02)
52 Weeks High date	271.10 EUR (2024/09/17)
52 Weeks Low date	201.80 EUR (2023/12/28)

Arbitrage views

Exchange	Date	Time	Price	Trading volume (mio.)	Number of trades
Tradegate	2024/09/18	15:34	265.40 EUR	0.03	7
Stuttgart	2024/09/18	10:32	267.40 EUR	0.01	2
NYSE	2024/09/18	18:08	295.11 USD	36.86	4,084
Munich	2024/09/18	08:03	267.80 EUR	0.00	1
London Stock	2024/09/18	15:30	296.99 USD	0.05	3

Exchange	18						
Hanover	2024/09/18	17:25	265.30	EUR	0.00		2
Frankfurt	2024/09/18	08:04	264.90	EUR	0.00		1
Duesseldorf	2024/09/18	16:30	264.80	EUR	0.00		4
Berlin	2024/09/18	08:13	265.20	EUR	0.00		1

Company profile

Company Logo



Contact Details

ARTHUR J. GALLAGHER & CO.

--

2850 Golf Road - 60008-4050 Rolling Meadows

Telefon: +1-630-773-3800

Fax: +

E-mail: -

Company Profile

-

Members of Management Board

Norman Rosenthal Member of Board of Directors

Christopher Miskel Member of Board of Directors

David Coldman Member of Board of Directors

David Johnson Member of Board of Directors

Deborah Caplan Member of Board of Directors

Ralph Nicoletti Member of Board of Directors

Richard Harries Member of Board of Directors

Sherry Barrat Member of Board of Directors

Teresa Clarke Member of Board of Directors

Jr. J. Patrick Gallagher Chairman of Managing Board

Christopher E. Mead Member of Executive Committee

Douglas K. Howell Member of Executive Committee

Joel D. Cavaness Member of Executive Committee

Mark Bloom Member of Executive Committee

Patrick M. Gallagher Member of Executive Committee

Scott R. Hudson Member of Executive Committee

Susan E. Pietrucha Member of Executive Committee

Thomas J. Gallagher Member of Executive Committee

Vishal Jain Member of Executive Committee

Walter D. Bay Member of Executive Committee

William F. Ziebell Member of Executive Committee