

SCOTTIE RESOURCES CORP

ISIN: CA81012R1064 WKN: -

Overview

2024/07/26 08:02:41

Price
0.117 EURDifference  0.00% (0.00)

General attributes

ISIN	CA81012R1064
Symbol	SCOT
Exchange	Munich
Currency	EUR
Sector	Energy / Commodities
Security type	Stock
Market cap (m)	32 EUR
Benchmark	S&P/TSX 60 INDEX

Market data

Bid (Bid size)	-
Ask (Ask size)	-
Open	0.117 EUR
High	0.117 EUR
Low	0.117 EUR
Close (prev. day)	0.117 EUR
VWAP	0.111 EUR
Volume (pcs)	0
Trading volume	0.00
Number of trades	1
Last size	0

Futures and Options









Related Futures	-
Related Options	-

5y



Information about previous performance does not guarantee future performance.
Source: FactSet

Recent research

on sector		
Date	Headline	Download
2024/07/26	 Equity Weekly	
2024/07/24	 Global Equity Ratings	
2024/07/24	 Aktienempfehlungen Global	
2024/07/15	 Aktienempfehlungen Global	
2024/07/12	 Equity Weekly	

Details

2024/07/26 08:02:41

Price

0.117 EUR

Difference ➔ 0.00% (0.00)

General attributes

ISIN	CA81012R1064
Symbol	SCOT
Exchange	Munich
Currency	EUR
Sector	Energy / Commodities
Security type	Stock
Market cap (m)	32 EUR
Benchmark	S&P/TSX 60 INDEX

Market data

Bid (Bid size)	-
Ask (Ask size)	-
Open	0.117 EUR
High	0.117 EUR
Low	0.117 EUR
Close (prev. day)	0.117 EUR
VWAP	0.111 EUR
Volume (pcs)	0
Trading volume	0.00
Number of trades	1
Last size	0

Performance and Risk

	6m	1y	3y
Perf (%)	-0.43%	-33.14%	-15.52%
Perf (abs.)	+0.00	-0.06	-0.02
Beta	0.93	0.61	0.74
Volatility	31.73	27.67	32.83

5y



Information about previous performance does not guarantee future performance.
Source: FactSet

Price data

Ø price 5 days Ø volume 5 days (pcs.)	0.117 EUR (0)
Ø price 30 days Ø volume 30 days (pcs.)	0.118 EUR (500)
Ø price 100 days Ø volume 100 days (pcs.)	0.126 EUR (255)
Ø price 250 days Ø volume 250 days (pcs.)	0.131 EUR (174)
YTD High date	0.143 EUR (2024/04/12)
YTD Low date	0.110 EUR (2024/02/23)
52 Weeks High date	0.175 EUR (2023/07/27)
52 Weeks Low date	0.110 EUR (2024/02/23)

All listings for SCOTTIE RESOURCES CORP

Exchange ⬆	Date	Time	Price	Trading volume (mio.)	Number of trades
Tradegate	2024/07/26	22:02	0.111 EUR	0.00	1
TSX Venture Exchange	2024/07/26	21:59	0.16 CAD	0.17	86
Stuttgart	2024/07/26	14:44	0.109 EUR	0.00	4
Munich	2024/07/26	08:02	0.117 EUR	0.00	1
Frankfurt	2024/07/26	08:10	0.109 EUR	0.00	2

	26					
FINRA other OTC Issues	2024/07/26	21:08	0.1233	USD	0.01	15
Berlin	2024/07/26	20:48	0.111	EUR	0.00	20

Company profile

Company Logo



Company Profile

-

Contact Details

SCOTTIE RESOURCES

--

Telefon: -

Fax: -

E-mail: -