

BNP PARIBAS (1BNP) - EUX/20210917

2021/05/14 18:38:52

Price
56.9342 EURDifference  1.75% (0.98)

General attributes

Symbol	1BNPU21
Exchange	Eurex
Currency	EUR
Security type	Future
Underlying	BNP PARIBAS S.A.
Maturity	09-2021
Contract size	100

Market data

Bid (Bid size)	- EUR (-)
Ask (Ask size)	- EUR (-)
Open	56.9342 EUR
High	56.9342 EUR
Low	56.9342 EUR
Close (prev. day)	55.9553 EUR
Underlying	BNP PARIBAS S.A.
Underlying price (date)	56.85 (21/05/17)
Settlement price (date)	56.93 (21/05/14)
Open Interest	0

Performance and Risk

	6m	1y	3y
Perf (%)	+43.90%	-	-
Perf (abs.)	+17.37	-	-
Beta	-	-	-
Volatility	29.68	40.00	40.00

Futures and Options

Related Futures	-
Related Options	-












5y

Information about previous performance does not guarantee future performance.
Source: FactSet

Price data

Ø price 5 days Ø volume 5 days (pcs.)	56.1588 EUR (0)
Ø price 30 days Ø volume 30 days (pcs.)	52.9574 EUR (0)
Ø price 100 days Ø volume 100 days (pcs.)	48.5452 EUR (0)
Ø price 250 days Ø volume 250 days (pcs.)	- EUR (0)
YTD High date	56.9342 EUR (2021/05/14)
YTD Low date	39.6379 EUR (2021/01/29)
52 Weeks High date	56.9342 EUR (2021/05/14)
52 Weeks Low date	29.3050 EUR (2020/10/29)

Recent Research

on underlying	on sector	on market	
Date		Headline	Download
2021/05/12		Global Equity Ratings	
2021/05/12		Aktienempfehlungen Global	
2021/04/08		Global Equity Ratings	
2021/04/08		Aktienempfehlungen Global	
2021/04/01		Global Equity Ratings	