

ACHIEVE LIFE SCIENCES INC.

ISIN: **US0044685008** WKN: **004468500**

Overview

2024/08/16 08:11:04

Price
3.975 EUR

Difference  1.79% (0.07)

General attributes

ISIN	US0044685008
Symbol	ACHV
Exchange	Duesseldorf
Currency	EUR
Sector	Chemical / Pharmaceutical / Health
Security type	Stock
Market cap (m)	141 EUR
Benchmark	S&P 500

Market data

Bid (Bid size)	-
Ask (Ask size)	-
Open	3.975 EUR
High	3.975 EUR
Low	3.975 EUR
Close (prev. day)	3.905 EUR
VWAP	-
Volume (pcs)	0
Trading volume	0.00
Number of trades	2
Last size	0

Futures and Options











Related Futures	-
Related Options	-

5y



Information about previous performance does not guarantee future performance.
Source: FactSet

Recent research

on sector		on market	
Date		Headline	Download
2024/08/16		Equity Weekly	
2024/08/13		Aktienempfehlungen Österreich	
2024/08/12		Global Equity Ratings	
2024/08/12		Aktienempfehlungen Global	
2024/08/09		Equity Weekly	

Details

2024/08/16 08:11:04

Price

3.975 EUR

Difference ▲ 1.79% (0.07)

General attributes

ISIN	US0044685008
Symbol	ACHV
Exchange	Duesseldorf
Currency	EUR
Sector	Chemical / Pharmaceutical / Health
Security type	Stock
Market cap (m)	141 EUR
Benchmark	S&P 500

Market data

Bid (Bid size)	-
Ask (Ask size)	-
Open	3.975 EUR
High	3.975 EUR
Low	3.975 EUR
Close (prev. day)	3.905 EUR
VWAP	-
Volume (pcs)	0
Trading volume	0.00
Number of trades	2
Last size	0

Performance and Risk

	6m	1y	3y
Perf (%)	-1.61%	-12.83%	-31.47%
Perf (abs.)	-0.07	-0.59	-1.83
Beta	0.64	0.76	0.86
Volatility	45.33	64.90	64.62

5y



Information about previous performance does not guarantee future performance.
Source: FactSet

Price data

Ø price 5 days Ø volume 5 days (pcs.)	3.898 EUR (0)
Ø price 30 days Ø volume 30 days (pcs.)	4.229 EUR (0)
Ø price 100 days Ø volume 100 days (pcs.)	4.339 EUR (0)
Ø price 250 days Ø volume 250 days (pcs.)	4.164 EUR (3)
YTD High date	4.965 EUR (2024/06/05)
YTD Low date	3.460 EUR (2024/01/08)
52 Weeks High date	5.250 EUR (2023/11/29)
52 Weeks Low date	2.840 EUR (2023/12/13)

Arbitrage views

Exchange	Date	Time	Price	Trading volume (mio.)	Number of trades
Tradegate	2024/08/16	22:02	4.075 EUR	0.00	1
Stuttgart	2024/08/16	18:44	3.955 EUR	0.00	4
Nasdaq	2024/08/16	22:00	4.50 USD	0.26	956
Munich	2024/08/16	08:07	4.03 EUR	0.00	1
Frankfurt	2024/08/16	08:06	3.96 EUR	0.00	3
Duesseldorf	2024/08/16	08:11	3.975 EUR	0.00	2
Berlin	2024/08/16	20:30	3.995 EUR	0.00	19

Company profile

Company Logo



Company Profile

-

Contact Details

ACHIEVE LIFE SCIENCES

--

29th Drive SE, Suite 100 22722 98021
Bothell

Telefon: +1 425 686-1500

Fax: -

E-mail: -