

COMMONWEALTH BANK OF AUSTRALIA

ISIN: AU000000CBA7 WKN: CBA

Overview

2024/07/18 08:00:53

Price

81.14 EUR

Difference  -1.65% (-1.36)

General attributes

ISIN	AU000000CBA7
Symbol	CBA
Exchange	Frankfurt
Currency	EUR
Sector	Financial
Security type	Stock
Market cap (m)	136,558 EUR
Benchmark	ASX ALL ORDINARIES INDEX

Market data

Bid (Bid size)	81.00 EUR (200)
Ask (Ask size)	81.61 EUR (200)
Open	81.14 EUR
High	81.14 EUR
Low	81.14 EUR
Close (prev. day)	82.50 EUR
VWAP	82.50 EUR
Volume (pcs)	0
Trading volume	0.00
Number of trades	1
Last size	0




Futures and Options

Related Futures	-
Related Options	1,621



Information about previous performance does not guarantee future performance.
Source: FactSet

Recent research

on sector			
Date		Headline	Download
2024/07/15		Aktienempfehlungen Global	
2024/07/12		Global Equity Ratings	
2024/07/09		Aktienempfehlungen Österreich	
2024/06/28		Equity Weekly	
2024/06/24		Aktienempfehlungen Österreich	

Details

2024/07/18 08:00:53

Price

81.14 EUR

Difference 📉 -1.65% (-1.36)

General attributes

ISIN	AU000000CBA7
Symbol	CBA
Exchange	Frankfurt
Currency	EUR
Sector	Financial
Security type	Stock
Market cap (m)	136,558 EUR
Benchmark	ASX ALL ORDINARIES INDEX

Market data

Bid (Bid size)	81.00 EUR (200)
Ask (Ask size)	81.61 EUR (200)
Open	81.14 EUR
High	81.14 EUR
Low	81.14 EUR
Close (prev. day)	82.50 EUR
VWAP	82.50 EUR
Volume (pcs)	0
Trading volume	0.00
Number of trades	1
Last size	0

Performance and Risk

	6m	1y	3y
Perf (%)	+22.24%	+33.91%	+34.04%
Perf (abs.)	+15.01	+20.89	+20.95
Beta	1.27	1.15	0.96
Volatility	20.34	19.56	22.77

5y



Information about previous performance does not guarantee future performance.

Source: FactSet

Price data

Ø price 5 days Ø volume 5 days (pcs.)	81.94 EUR (294)
Ø price 30 days Ø volume 30 days (pcs.)	78.88 EUR (134)
Ø price 100 days Ø volume 100 days (pcs.)	73.62 EUR (119)
Ø price 250 days Ø volume 250 days (pcs.)	67.66 EUR (120)
YTD High date	82.50 EUR (2024/07/17)
YTD Low date	66.77 EUR (2024/04/19)
52 Weeks High date	82.50 EUR (2024/07/17)
52 Weeks Low date	57.36 EUR (2023/10/31)

All listings for COMMONWEALTH BANK OF AUSTRALIA

Exchange 📍	Date	Time	Price	Trading volume (mio.)	Number of trades
Tradegate	2024/07/18	18:01	81.00 EUR	0.04	6
Stuttgart	2024/07/18	08:08	81.31 EUR	0.00	1
SIX Swiss Exchange	2019/06/27	17:35	56.13 CHF	0.00	1
Munich	2024/07/18	08:11	81.78 EUR	0.00	1
Hamburg	2024/	08:00	81.30 EUR	0.00	1

	07/18					
Frankfurt	2024/ 07/18	08:00	81.14 EUR	0.00		1
FINRA other OTC Issues	2024/ 07/12	16:48	87.68 USD	0.02		2
Duesseldorf	2024/ 07/18	19:30	80.55 EUR	0.00		5
Berlin	2024/ 07/18	20:15	81.16 EUR	0.00		8
Australian Securities Exchange	2024/ 07/18	08:10	132.66 AUD	273.84		22,392

Company profile

Company Logo



Contact Details

COMMONWEALTH BANK OF AUSTRALIA

--

Ground Floor, Tower 1, Sussex Street 201
2000 Sydney, NSW

Telefon: +61 2 9378 2000

Fax: +61 2 9118 7192

E-mail: -

Company Profile

-

Members of Management Board

Matt Comyn Chairman of Managing Board

Alan Docherty Member of Executive Committee

Andrew Hinchliff Member of Executive Committee

Angus Sullivan Member of Executive Committee

Carmel Mulhern Member of Executive Committee

David Cohen Member of Executive Committee

Michael Vacy-Lyle Member of Executive Committee

Nigel Williams Member of Executive Committee

Pascal Boillat Member of Executive Committee

Scott Wharton Member of Executive Committee

Sian Lewis Member of Executive Committee

Vittoria Shortt Member of Executive Committee

Board of directors

Paul O'Malley Chairman of Supervisory Board

Anne Templeman-Jones Member of Supervisory Board

Julie Birgitte Galbo Member of Supervisory Board

Lynette Cobley Member of Supervisory Board

Mary Padbury Member of Supervisory Board

Peter Harmer Member of Supervisory Board

Robert Whitfield Member of Supervisory Board

Simon Moutter Member of Supervisory Board