

## K2 GOLD CORP.

ISIN: CA50117M1068

WKN: -

## Overview

2024/07/26 14:44:31

Price  
0.0365 EURDifference  -6.41% (-0.00)

## General attributes

ISIN	CA50117M1068
Symbol	KTO
Exchange	Stuttgart
Currency	EUR
Sector	Energy / Commodities
Security type	Stock
Market cap (m)	7 EUR
Benchmark	S&P/TSX 60 INDEX

## Market data

Bid (Bid size)	- (0)
Ask (Ask size)	- (0)
Open	0.0365 EUR
High	0.0365 EUR
Low	0.0365 EUR
Close (prev. day)	0.039 EUR
VWAP	-
Volume (pcs)	0
Trading volume	0.00
Number of trades	4
Last size	0

## Futures and Options






Related Futures	-
Related Options	-

5y



Information about previous performance does not guarantee future performance.  
Source: FactSet

## Recent research

on sector	Date	Headline	Download
	2024/07/26	 Equity Weekly	
	2024/07/24	 Global Equity Ratings	
	2024/07/24	 Aktienempfehlungen Global	
	2024/07/15	 Aktienempfehlungen Global	
	2024/07/12	 Equity Weekly	

## Details

2024/07/26 14:44:31

Price  
0.0365 EUR

Difference 📉 -6.41% (-0.00)

## General attributes

ISIN	CA50117M1068
Symbol	KTO
Exchange	Stuttgart
Currency	EUR
Sector	Energy / Commodities
Security type	Stock
Market cap (m)	7 EUR
Benchmark	S&P/TSX 60 INDEX

## Market data

Bid (Bid size)	- (0)
Ask (Ask size)	- (0)
Open	0.0365 EUR
High	0.0365 EUR
Low	0.0365 EUR
Close (prev. day)	0.039 EUR
VWAP	-
Volume (pcs)	0
Trading volume	0.00
Number of trades	4
Last size	0

## Performance and Risk

	6m	1y	3y
Perf (%)	-31.13%	-59.44%	-81.93%
Perf (abs.)	-0.02	-0.05	-0.17
Beta	1.98	0.64	0.89
Volatility	132.70	130.70	113.15

5y



Information about previous performance does not guarantee future performance.  
Source: FactSet

## Price data

Ø price 5 days   Ø volume 5 days (pcs.)	0.0468 EUR (0)
Ø price 30 days   Ø volume 30 days (pcs.)	0.0541 EUR (0)
Ø price 100 days   Ø volume 100 days (pcs.)	0.0649 EUR (110)
Ø price 250 days   Ø volume 250 days (pcs.)	0.0630 EUR (252)
YTD High   date	0.1090 EUR (2024/04/12)
YTD Low   date	0.0340 EUR (2024/02/28)
52 Weeks High   date	0.1090 EUR (2024/04/12)
52 Weeks Low   date	0.0340 EUR (2024/02/28)

## All listings for K2 GOLD CORP.

Exchange <span>📍</span>	Date	Time	Price	Trading volume (mio.)	Number of trades
Tradegate	2024/07/26	22:02	0.057 EUR	0.00	1
TSX Venture Exchange	2024/07/26	19:32	0.09 CAD	0.01	7
Stuttgart	2024/07/26	14:44	0.0365 EUR	0.00	4
Munich	2024/07/26	08:02	0.06 EUR	0.00	1
Frankfurt	2024/07/26	08:10	0.034 EUR	0.00	1

	26					
FINRA other OTC Issues	2024/07/ 25	21:24	0.0666 USD	0.00		4
Berlin	2024/07/ 26	20:48	0.055 EUR	0.00		20

## Company profile

### Company Logo



### Company Profile

-

### Contact Details

K2 GOLD

--

----

Telefon: -

Fax: -

E-mail: -