

AGF A/S CLASS B

ISIN: DK0010263722 WKN: -

Overview

2024/05/03 08:03:56

Price
0.08 EURDifference  0.00% (0.00)

General attributes

ISIN	DK0010263722
Symbol	AGF B
Exchange	Munich
Currency	EUR
Sector	Media / Entertainment / Recreation
Security type	Stock
Market cap (m)	39 EUR
Benchmark	OMX COPENHAGEN 20

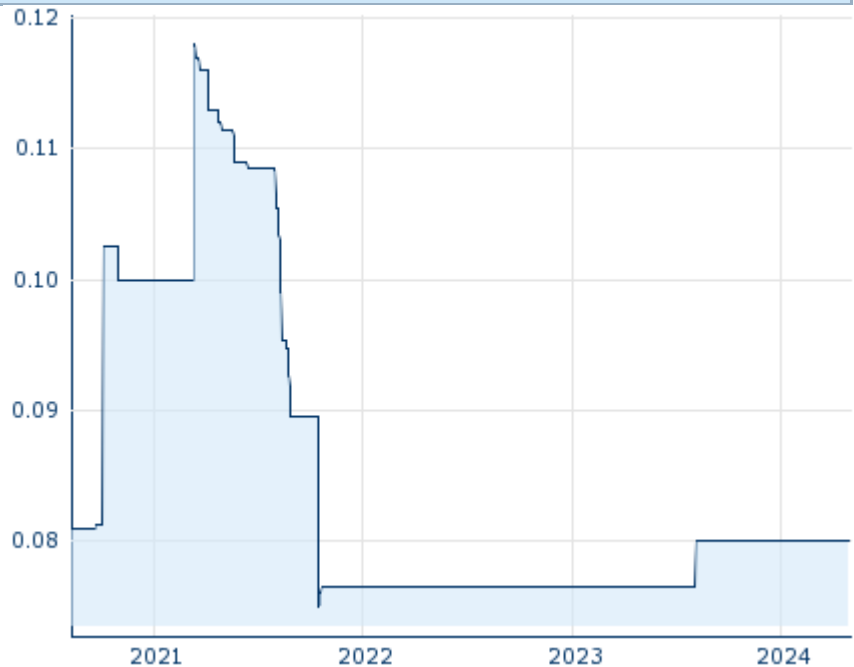
Market data

Bid (Bid size)	-
Ask (Ask size)	-
Open	0.08 EUR
High	0.08 EUR
Low	0.08 EUR
Close (prev. day)	0.08 EUR
VWAP	0.075 EUR
Volume (pcs)	0
Trading volume	0.00
Number of trades	1
Last size	0

Futures and Options

Related Futures	-
Related Options	-



5y



Information about previous performance does not guarantee future performance.
Source: FactSet

Recent research

on sector

Date	Headline	Download
2024/04/29	 Aktienempfehlungen Österreich	
2024/04/26	 Global Equity Ratings	
2024/04/26	 Aktienempfehlungen Global	
2024/04/15	 Aktienempfehlungen Österreich	
2024/04/03	 Global Equity Ratings	

Details

2024/05/03 08:03:56

Price

0.08 EUR

 Difference ↔ 0.00% (0.00)

General attributes

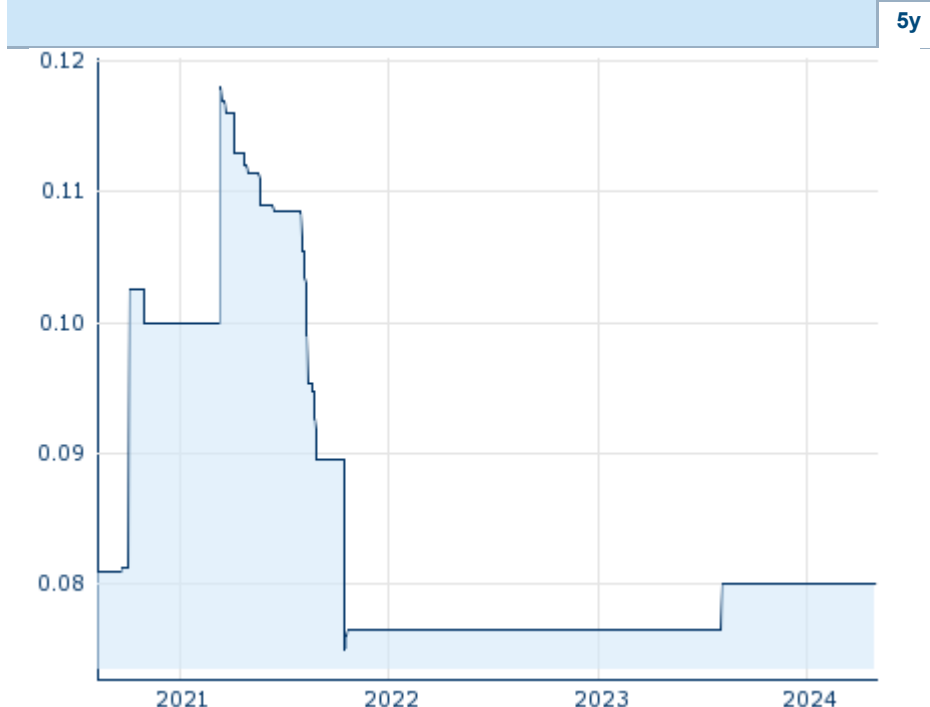
ISIN	DK0010263722
Symbol	AGF B
Exchange	Munich
Currency	EUR
Sector	Media / Entertainment / Recreation
Security type	Stock
Market cap (m)	39 EUR
Benchmark	OMX COPENHAGEN 20

Market data

Bid (Bid size)	-
Ask (Ask size)	-
Open	0.08 EUR
High	0.08 EUR
Low	0.08 EUR
Close (prev. day)	0.08 EUR
VWAP	0.075 EUR
Volume (pcs)	0
Trading volume	0.00
Number of trades	1
Last size	0

Performance and Risk

	6m	1y	3y
Perf (%)	+0.00%	+4.44%	-28.25%
Perf (abs.)	+0.00	+0.00	-0.03
Beta	-0.11	-0.07	-0.06
Volatility	0.00	4.35	11.30



Information about previous performance does not guarantee future performance.
Source: FactSet

Price data

Ø price 5 days Ø volume 5 days (pcs.)	0.08 EUR (0)
Ø price 30 days Ø volume 30 days (pcs.)	0.08 EUR (0)
Ø price 100 days Ø volume 100 days (pcs.)	0.08 EUR (0)
Ø price 250 days Ø volume 250 days (pcs.)	0.08 EUR (0)
YTD High date	0.08 EUR (2024/01/02)
YTD Low date	0.08 EUR (2024/01/02)
52 Weeks High date	0.08 EUR (2023/08/07)
52 Weeks Low date	0.08 EUR (2023/05/04)

Arbitrage views

Exchange ⊕	Date	Time	Price	Trading volume (mio.)	Number of trades
Nasdaq Copenhagen	2024/05/03	15:24	0.65 DKK	0.31	27
Munich	2024/05/03	08:03	0.08 EUR	0.00	1
London Stock Exchange	2018/05/18	18:03	0.252 DKK	0.00	1
Frankfurt	2024/05/03	09:15	0.0768 EUR	0.00	3

Company profile

Company Logo



Company Profile

-

Contact Details

AGF A/S

--

Stadion Alle 70 8000 Århus C

Telefon: +45 89386000

Fax: -

E-mail: -