

## EMX ROYALTY CORP.

ISIN: CA26873J1075 WKN: 26873J107

## Overview

2024/07/26 20:48:07

Price  
1.67 EURDifference  -0.60% (-0.01)

## General attributes

ISIN	CA26873J1075
Symbol	EMX
Exchange	Berlin
Currency	EUR
Sector	Energy / Commodities
Security type	Stock
Market cap (m)	186 EUR
Benchmark	S&P/TSX 60 INDEX

## Market data

Bid (Bid size)	-
Ask (Ask size)	-
Open	1.685 EUR
High	1.69 EUR
Low	1.66 EUR
Close (prev. day)	1.68 EUR
VWAP	-
Volume (pcs)	0
Trading volume	0.00
Number of trades	20
Last size	0

## Futures and Options




Related Futures	-
Related Options	-

5y



Information about previous performance does not guarantee future performance.  
Source: FactSet

## Recent research

on sector	Date	Headline	Download
	2024/07/26	 Equity Weekly	
	2024/07/24	 Global Equity Ratings	
	2024/07/24	 Aktienempfehlungen Global	
	2024/07/15	 Aktienempfehlungen Global	
	2024/07/12	 Equity Weekly	

## Details

2024/07/26 20:48:07

## Price

1.67 EUR

Difference ▼ -0.60% (-0.01)

## General attributes

ISIN	CA26873J1075
Symbol	EMX
Exchange	Berlin
Currency	EUR
Sector	Energy / Commodities
Security type	Stock
Market cap (m)	186 EUR
Benchmark	S&P/TSX 60 INDEX

## Market data

Bid (Bid size)	-
Ask (Ask size)	-
Open	1.685 EUR
High	1.69 EUR
Low	1.66 EUR
Close (prev. day)	1.68 EUR
VWAP	-
Volume (pcs)	0
Trading volume	0.00
Number of trades	20
Last size	0

## Performance and Risk

	6m	1y	3y
Perf (%)	+20.14%	+0.00%	-29.24%
Perf (abs.)	+0.28	+0.00	-0.69
Beta	1.27	1.02	1.17
Volatility	39.22	36.23	39.56

5y



Information about previous performance does not guarantee future performance.  
Source: FactSet

## Price data

Ø price 5 days   Ø volume 5 days (pcs.)	1.68 EUR (0)
Ø price 30 days   Ø volume 30 days (pcs.)	1.71 EUR (233)
Ø price 100 days   Ø volume 100 days (pcs.)	1.73 EUR (123)
Ø price 250 days   Ø volume 250 days (pcs.)	1.62 EUR (55)
YTD High   date	2.05 EUR (2024/04/12)
YTD Low   date	1.34 EUR (2024/02/14)
52 Weeks High   date	2.05 EUR (2024/04/12)
52 Weeks Low   date	1.34 EUR (2024/02/14)

## All listings for EMX ROYALTY CORP.

Exchange	Date	Time	Price	Trading volume (mio.)	Number of trades
Tradegate	2024/07/26	22:02	1.655 EUR	0.00	1
TSX Venture Exchange	2024/07/26	21:59	2.47 CAD	0.02	18
Stuttgart	2024/07/26	11:05	1.66 EUR	0.00	4
NYSE MKT	2024/07/26	22:00	1.79 USD	0.39	653
Munich	2024/07/26	08:02	1.68 EUR	0.00	1

	26					
London Stock Exchange	2024/05/21	18:11	2.84 CAD	0.03		1
Frankfurt	2024/07/26	08:05	1.65 EUR	0.00		2
Duesseldorf	2024/07/26	08:12	1.655 EUR	0.00		1
Berlin	2024/07/26	20:48	1.67 EUR	0.00		20

## Company profile

### Company Logo



### Company Profile

-

### Contact Details

EMX ROYALTY

--

----

Telefon: -

Fax: -

E-mail: -