

LUMINA GOLD CORP

ISIN: CA55026L3056 WKN: -

Overview

2024/07/26 22:02:11

Price

0.343 EUR

Difference  -1.15% (-0.00)

General attributes

ISIN	CA55026L3056
Symbol	LUM
Exchange	Tradegate
Currency	EUR
Sector	Energy / Commodities
Security type	Stock
Market cap (m)	144 EUR
Benchmark	S&P/TSX 60 INDEX

Market data

Bid (Bid size)	0.335 EUR (4,485)
Ask (Ask size)	0.351 EUR (4,268)
Open	0.343 EUR
High	0.343 EUR
Low	0.343 EUR
Close (prev. day)	0.347 EUR
VWAP	0.32956 EUR
Volume (pcs)	-
Trading volume	-
Number of trades	1
Last size	-

Futures and Options











Related Futures	-
Related Options	-

5y



Information about previous performance does not guarantee future performance.
Source: FactSet

Recent research

on sector			
Date		Headline	Download
2024/07/26		Equity Weekly	
2024/07/24		Global Equity Ratings	
2024/07/24		Aktienempfehlungen Global	
2024/07/15		Aktienempfehlungen Global	
2024/07/12		Equity Weekly	

Details

2024/07/26 22:02:11

Price

0.343 EUR

Difference ▼ -1.15% (-0.00)

General attributes

ISIN	CA55026L3056
Symbol	LUM
Exchange	Tradegate
Currency	EUR
Sector	Energy / Commodities
Security type	Stock
Market cap (m)	144 EUR
Benchmark	S&P/TSX 60 INDEX

Market data

Bid (Bid size)	0.335 EUR (4,485)
Ask (Ask size)	0.351 EUR (4,268)
Open	0.343 EUR
High	0.343 EUR
Low	0.343 EUR
Close (prev. day)	0.347 EUR
VWAP	0.32956 EUR
Volume (pcs)	-
Trading volume	-
Number of trades	1
Last size	-

Performance and Risk

	6m	1y	3y
Perf (%)	+33.98%	+6.12%	-31.96%
Perf (abs.)	+0.09	+0.02	-0.16
Beta	0.32	0.54	0.59
Volatility	54.23	51.89	53.57

5y



Information about previous performance does not guarantee future performance.
Source: FactSet

Price data

Ø price 5 days Ø volume 5 days (pcs.)	0.346 EUR (11,566)
Ø price 30 days Ø volume 30 days (pcs.)	0.365 EUR (4,624)
Ø price 100 days Ø volume 100 days (pcs.)	0.381 EUR (4,892)
Ø price 250 days Ø volume 250 days (pcs.)	0.320 EUR (4,301)
YTD High date	0.420 EUR (2024/06/05)
YTD Low date	0.231 EUR (2024/01/11)
52 Weeks High date	0.420 EUR (2024/06/05)
52 Weeks Low date	0.207 EUR (2023/12/12)

All listings for LUMINA GOLD CORP

Exchange	Date	Time	Price	Trading volume (mio.)	Number of trades
Tradegate	2024/07/26	22:02	0.343 EUR	0.00	1
TSX Venture Exchange	2024/07/26	18:32	0.52 CAD	0.01	3
Stuttgart	2024/07/26	11:05	0.325 EUR	0.00	4
Munich	2024/07/26	08:02	0.333 EUR	0.00	1
Frankfurt	2024/07/26	08:10	0.332 EUR	0.00	2

	26					
FINRA other OTC Issues	2024/07/26	19:48	0.38 USD	0.00		8
Duesseldorf	2024/07/26	19:31	0.333 EUR	0.00		6
Berlin	2024/07/26	20:22	0.342 EUR	0.00		13

Company profile

Company Logo



Company Profile

-

Contact Details

LUMINA GOLD

--

Telefon: -

Fax: -

E-mail: -