

## ORLA MINING LTD.

ISIN: CA68634K1066 WKN: 68634K106

## Overview

2024/09/13 22:26:43

Price  
3.81 EURDifference  -2.06% (-0.08)

## General attributes

ISIN	CA68634K1066
Symbol	ORLA
Exchange	Tradegate
Currency	EUR
Sector	Energy / Commodities
Security type	Stock
Market cap (m)	1,226 EUR
Benchmark	S&P/TSX 60 INDEX

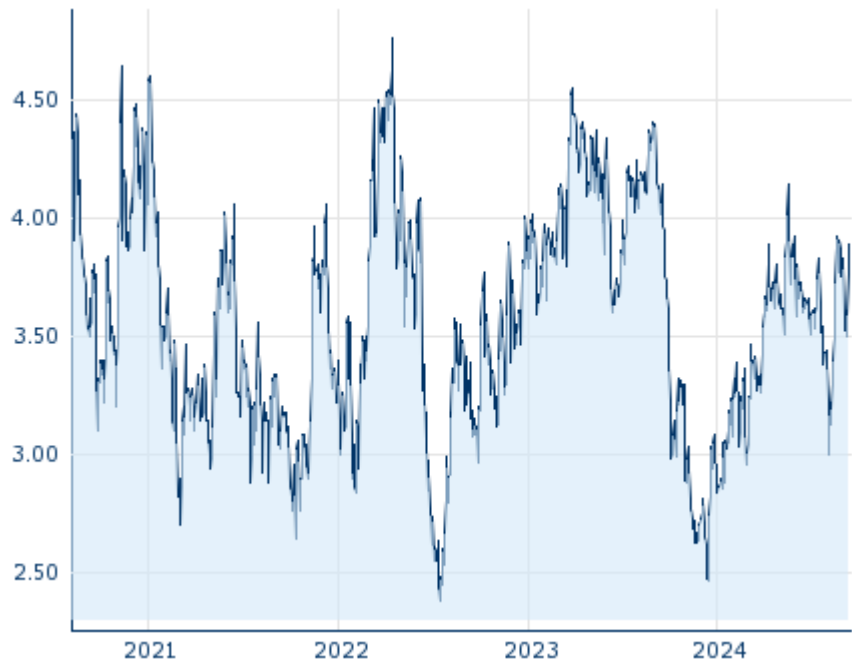
## Market data

Bid (Bid size)	3.772 EUR (1,060)
Ask (Ask size)	3.846 EUR (1,039)
Open	3.812 EUR
High	3.816 EUR
Low	3.812 EUR
Close (prev. day)	3.89 EUR
VWAP	3.81301 EUR
Volume (pcs)	846
Trading volume	3,225.81
Number of trades	2
Last size	214

## Futures and Options











Related Futures	-
Related Options	-

5y



Information about previous performance does not guarantee future performance.  
Source: FactSet

## Recent research

on sector			
Date		Headline	Download
2024/09/11		Global Equity Ratings	
2024/09/11		Aktienempfehlungen Global	
2024/09/09		Aktienempfehlungen Österreich	
2024/09/06		Equity Weekly	
2024/09/05		Global Equity Ratings	

## Details

2024/09/13 22:26:43

### Price

3.81 EUR

 Difference ▼ -2.06% (-0.08)

### General attributes

ISIN	CA68634K1066
Symbol	ORLA
Exchange	Tradegate
Currency	EUR
Sector	Energy / Commodities
Security type	Stock
Market cap (m)	1,226 EUR
Benchmark	S&P/TSX 60 INDEX

### Market data

Bid (Bid size)	3.772 EUR (1,060)
Ask (Ask size)	3.846 EUR (1,039)
Open	3.812 EUR
High	3.816 EUR
Low	3.812 EUR
Close (prev. day)	3.89 EUR
VWAP	3.81301 EUR
Volume (pcs)	846
Trading volume	3,225.81
Number of trades	2
Last size	214

### Performance and Risk

	6m	1y	3y
Perf (%)	+11.84%	-4.98%	+23.10%
Perf (abs.)	+0.40	-0.20	+0.72
Beta	-	-	-
Volatility	39.71	44.81	52.29

5y



Information about previous performance does not guarantee future performance.  
Source: FactSet

### Price data

Ø price 5 days   Ø volume 5 days (pcs.)	3.77 EUR (728)
Ø price 30 days   Ø volume 30 days (pcs.)	3.62 EUR (1,315)
Ø price 100 days   Ø volume 100 days (pcs.)	3.65 EUR (845)
Ø price 250 days   Ø volume 250 days (pcs.)	3.35 EUR (1,349)
YTD High   date	4.17 EUR (2024/05/21)
YTD Low   date	2.83 EUR (2024/01/03)
52 Weeks High   date	4.17 EUR (2024/05/21)
52 Weeks Low   date	2.43 EUR (2023/12/12)

### All listings for ORLA MINING LTD.

Exchange	Date	Time	Price	Trading volume (mio.)	Number of trades
Tradegate	2024/09/13	22:26	3.81 EUR	0.00	2
Toronto Stock Exchange	2024/09/13	22:00	5.74 CAD	1.19	1,134
Stuttgart	2024/09/13	20:07	3.784 EUR	0.00	5
NYSE MKT	2024/09/13	22:00	4.24 USD	1.33	2,501
Munich	2024/09/13	21:55	3.79 EUR	0.00	4

	13					
Frankfurt	2024/09/ 13	16:21	3.82	EUR	0.02	3
Duesseldorf	2024/09/ 13	19:32	3.768	EUR	0.00	7
Berlin	2024/09/ 13	21:00	3.798	EUR	0.00	10

## Company profile

### Company Logo



### Company Profile

-

### Contact Details

ORLA MINING

--

----

Telefon: -

Fax: -

E-mail: -