

LAB CORP AMER HLDG

ISIN: **US5049221055** WKN: **504922105**

Overview

2024/05/17 08:00:37

Price

194.00 EUR

Difference  0.00% (0.00)

General attributes

ISIN US5049221055

Symbol LH

Exchange Munich

Currency EUR

Sector Chemical / Pharmaceutical / Health

Security type Stock

Market cap (m) 16,383 EUR

Benchmark S&P 500

Market data

Bid (Bid size) -

Ask (Ask size) -

Open 194.00 EUR

High 194.00 EUR

Low 194.00 EUR

Close (prev. day) 194.00 EUR

VWAP 194.162155 EUR

Volume (pcs) 0

Trading volume 0.00

Number of trades 1

Last size 0

Futures and Options

Related Futures -

Related Options -








5y



Information about previous performance does not guarantee future performance.

Source: FactSet

Recent research

on sector		on market	
Date		Headline	Download
2024/07/24		Global Equity Ratings	
2024/07/24		Aktienempfehlungen Global	
2024/07/15		Aktienempfehlungen Global	
2024/07/12		Global Equity Ratings	
2024/07/09		Aktienempfehlungen Österreich	

Details

2024/05/17 08:00:37

Price

194.00 EUR

Difference ↔ 0.00% (0.00)

General attributes

ISIN	US5049221055
Symbol	LH
Exchange	Munich
Currency	EUR
Sector	Chemical / Pharmaceutical / Health
Security type	Stock
Market cap (m)	16,383 EUR
Benchmark	S&P 500

Market data

Bid (Bid size)	-
Ask (Ask size)	-
Open	194.00 EUR
High	194.00 EUR
Low	194.00 EUR
Close (prev. day)	194.00 EUR
VWAP	194.162155 EUR
Volume (pcs)	0
Trading volume	0.00
Number of trades	1
Last size	0

Performance and Risk

	6m	1y	3y
Perf (%)	+1.04%	+15.26%	+1.61%
Perf (abs.)	+2.00	+25.68	+3.07
Beta	0.61	0.47	0.67
Volatility	18.92	28.07	26.60

5y



Information about previous performance does not guarantee future performance.
Source: FactSet

Price data

Ø price 5 days Ø volume 5 days (pcs.)	193.00 EUR (0)
Ø price 30 days Ø volume 30 days (pcs.)	188.63 EUR (0)
Ø price 100 days Ø volume 100 days (pcs.)	197.29 EUR (0)
Ø price 250 days Ø volume 250 days (pcs.)	192.38 EUR (0)
YTD High date	210.00 EUR (2024/01/03)
YTD Low date	183.00 EUR (2024/04/26)
52 Weeks High date	218.00 EUR (2023/07/03)
52 Weeks Low date	166.62 EUR (2023/05/26)

Arbitrage views

Exchange ⊕	Date	Time	Price	Trading volume (mio.)	Number of trades
Tradegate	2024/07/26	22:02	194.26 EUR	0.00	1
Stuttgart	2024/07/26	08:05	190.50 EUR	0.00	3
NYSE	2024/07/26	22:00	210.90 USD	83.65	10,355
Munich	2024/05/17	08:00	194.00 EUR	0.00	1
London Stock	2024/07/26	17:10	215.65 USD	0.11	1

Exchange	22						
Hanover	2024/05/17	08:10	196.00	EUR	0.00		1
Frankfurt	2024/07/26	08:03	191.00	EUR	0.00		2
Duesseldorf	2024/07/26	08:13	190.00	EUR	0.00		1
Berlin	2024/07/26	08:08	191.00	EUR	0.00		3

Company profile

Company Logo



Contact Details

LABCORP HOLDINGS

--

South Spring Street 531 27215 Burlington

Telefon: +1 336-436-5076

Fax: +1 336-436-1569

E-mail: investor@labcorp.com

Company Profile

-

Members of Management Board

D. Gilliland	Member of Board of Directors
Garheng Kong	Member of Board of Directors
Paul Rothman	Member of Board of Directors
Jeffrey Davis	Member of Board of Directors
Kathryn Wengel	Member of Board of Directors
Kerrii Anderson	Member of Board of Directors
Kirsten Kliphouse	Member of Board of Directors
Peter Neupert	Member of Board of Directors
Richelle Parham	Member of Board of Directors
Adam H. Schechter	Chairman of Managing Board
Amy B. Summy	Member of Executive Committee
Brian J. Caveney	Member of Executive Committee
Glenn A. Eisenberg	Member of Executive Committee
Lance V. Berberian	Member of Executive Committee
Mark S. Schroeder	Member of Executive Committee
Peter J. Wilkinson	Member of Executive Committee
Sandra D. van der Vaart	Member of Executive Committee