

## ACUTUS MEDICAL INC COM USD0.001

ISIN: **US0051111096** WKN: **005111109**

## Overview

2024/10/18 21:59:31

Price  
0.1465 USDDifference  -24.12% (-0.05)

## General attributes

ISIN	US0051111096
Symbol	AFIB
Exchange	FINRA other OTC Issues
Currency	USD
Sector	-
Security type	Stock
Market cap (m)	4 EUR
Benchmark	S&P 500

## Market data

Bid (Bid size)	-
Ask (Ask size)	-
Open	0.185 USD
High	0.22 USD
Low	0.1465 USD
Close (prev. day)	0.193 USD
VWAP	0.180523 USD
Volume (pcs)	698,172
Trading volume	126,037.13
Number of trades	175
Last size	1,000

## Futures and Options




Related Futures	-
Related Options	-

5y



Information about previous performance does not guarantee future performance.  
Source: FactSet

## Recent research

on market		
Date	Headline	Download
2024/10/08	 Global Strategy 4Q 2024	
2024/10/08	 Global Strategy 4Q 2024	
2024/09/27	 Global Equity Ratings	
2024/09/27	 Aktienempfehlungen Global	
2024/09/11	 Global Equity Ratings	

## Details

2024/10/18 21:59:31

**Price**  
0.1465 USD

**Difference** ▼ -24.12% (-0.05)

### General attributes

ISIN	US0051111096
Symbol	AFIB
Exchange	FINRA other OTC Issues
Currency	USD
Sector	-
Security type	Stock
Market cap (m)	4 EUR
Benchmark	S&P 500

### Market data

Bid (Bid size)	-
Ask (Ask size)	-
Open	0.185 USD
High	0.22 USD
Low	0.1465 USD
Close (prev. day)	0.193 USD
VWAP	0.180523 USD
Volume (pcs)	698,172
Trading volume	126,037.13
Number of trades	175
Last size	1,000

### Performance and Risk

	6m	1y	3y
Perf (%)	-16.07%	-75.59%	-98.21%
Perf (abs.)	-0.03	-0.45	-8.01
Beta	-0.40	-0.45	-0.23
Volatility	254.61	222.29	165.78

5y



Information about previous performance does not guarantee future performance.  
Source: FactSet

### Price data

Ø price 5 days   Ø volume 5 days (pcs.)	0.1797 USD (319,526)
Ø price 30 days   Ø volume 30 days (pcs.)	0.1009 USD (261,388)
Ø price 100 days   Ø volume 100 days (pcs.)	0.0556 USD (124,515)
Ø price 250 days   Ø volume 250 days (pcs.)	0.1502 USD (887,297)
YTD High   date	0.4300 USD (2024/01/25)
YTD Low   date	0.0251 USD (2024/07/12)
52 Weeks High   date	0.6439 USD (2023/10/25)
52 Weeks Low   date	0.0251 USD (2024/07/12)

### Arbitrage views

Exchange	Date	Time	Price	Trading volume (mio.)	Number of trades
FINRA other OTC Issues	2024/10/18	21:59	0.1465 USD	0.13	175

## Company profile

### Company Logo

#### Contact Details

ACUTUS MEDICAL INC.

--

----

Telefon: -

Fax: -

E-mail: -

### Company Profile

-