

ACUTUS MEDICAL INC COM USD0.001

ISIN: **US0051111096** WKN: **005111109**

Overview

2024/09/16 21:55:21

Price
0.0415 USDDifference  16.90% (0.01)

General attributes

ISIN	US0051111096
Symbol	AFIB
Exchange	FINRA other OTC Issues
Currency	USD
Sector	-
Security type	Stock
Market cap (m)	1 EUR
Benchmark	S&P 500

Market data

Bid (Bid size)	-
Ask (Ask size)	-
Open	0.037 USD
High	0.0449 USD
Low	0.037 USD
Close (prev. day)	0.0355 USD
VWAP	0.040023 USD
Volume (pcs)	376,083
Trading volume	15,051.95
Number of trades	29
Last size	500

Futures and Options











Related Futures	-
Related Options	-

5y



Information about previous performance does not guarantee future performance.
Source: FactSet

Recent research

on market	Date	Headline	Download
	2024/09/11	 Global Equity Ratings	
	2024/09/11	 Aktienempfehlungen Global	
	2024/09/09	 Marktkommentar	
	2024/09/05	 Global Equity Ratings	
	2024/09/05	 Aktienempfehlungen Global	

Details

2024/09/16 21:55:21

Price

0.0415 USD

 Difference ▲ 16.90% (0.01)

General attributes

ISIN	US0051111096
Symbol	AFIB
Exchange	FINRA other OTC Issues
Currency	USD
Sector	-
Security type	Stock
Market cap (m)	1 EUR
Benchmark	S&P 500

Market data

Bid (Bid size)	-
Ask (Ask size)	-
Open	0.037 USD
High	0.0449 USD
Low	0.037 USD
Close (prev. day)	0.0355 USD
VWAP	0.040023 USD
Volume (pcs)	376,083
Trading volume	15,051.95
Number of trades	29
Last size	500

Performance and Risk

	6m	1y	3y
Perf (%)	-78.71%	-92.03%	-99.61%
Perf (abs.)	-0.15	-0.48	-10.67
Beta	-	-	-
Volatility	218.41	203.37	156.26

5y



Information about previous performance does not guarantee future performance.

Source: FactSet

Price data

Ø price 5 days Ø volume 5 days (pcs.)	0.0347 USD (120,628)
Ø price 30 days Ø volume 30 days (pcs.)	0.0316 USD (63,608)
Ø price 100 days Ø volume 100 days (pcs.)	0.0496 USD (285,373)
Ø price 250 days Ø volume 250 days (pcs.)	0.2028 USD (864,923)
YTD High date	0.4300 USD (2024/01/25)
YTD Low date	0.0251 USD (2024/07/12)
52 Weeks High date	0.7899 USD (2023/09/20)
52 Weeks Low date	0.0251 USD (2024/07/12)

All listings for ACUTUS MEDICAL INC COM USD0.001

Exchange ⊕	Date	Time	Price	Trading volume (mio.)	Number of trades
FINRA other OTC Issues	2024/09/16	21:55	0.0415 USD	0.02	29

Company profile

Company Logo

Contact Details

ACUTUS MEDICAL INC.

--

Telefon: -

Fax: -

E-mail: -

Company Profile

-