

ACUTUS MEDICAL INC COM USD0.001

ISIN: **US0051111096** WKN: **005111109**

Overview

2024/05/02 22:30:00

Price
0.1528 USDDifference  -0.12% (-0.00)

General attributes

| | |
|----------------|--------------|
| ISIN | US0051111096 |
| Symbol | AFIB |
| Exchange | Nasdaq |
| Currency | USD |
| Sector | - |
| Security type | Stock |
| Market cap (m) | 4 EUR |
| Benchmark | S&P 500 |

Market data

| | |
|-------------------|--------------------|
| Bid (Bid size) | 0.1526 USD (1,100) |
| Ask (Ask size) | 0.154 USD (22,800) |
| Open | 0.153 USD |
| High | 0.154 USD |
| Low | 0.15 USD |
| Close (prev. day) | 0.153 USD |
| VWAP | 0.152434 USD |
| Volume (pcs) | 41,977 |
| Trading volume | 6,399.98 |
| Number of trades | 2,112 |
| Last size | - |

Futures and Options











| | |
|-----------------|---|
| Related Futures | - |
| Related Options | - |

5y



Information about previous performance does not guarantee future performance.
Source: FactSet

Recent research

| on market | | |
|------------|---|---|
| Date | Headline | Download |
| 2024/04/26 |  Global Equity Ratings |  |
| 2024/04/26 |  Aktienempfehlungen Global |  |
| 2024/04/03 |  Global Equity Ratings |  |
| 2024/04/03 |  Aktienempfehlungen Global |  |
| 2024/03/26 |  Global Strategy 2Q 2024 |  |

Details

2024/05/02 22:30:00

Price

0.1528 USD

 Difference ▼ -0.12% (-0.00)

General attributes

| | |
|----------------|--------------|
| ISIN | US0051111096 |
| Symbol | AFIB |
| Exchange | Nasdaq |
| Currency | USD |
| Sector | - |
| Security type | Stock |
| Market cap (m) | 4 EUR |
| Benchmark | S&P 500 |

Market data

| | |
|-------------------|--------------------|
| Bid (Bid size) | 0.1526 USD (1,100) |
| Ask (Ask size) | 0.154 USD (22,800) |
| Open | 0.153 USD |
| High | 0.154 USD |
| Low | 0.15 USD |
| Close (prev. day) | 0.153 USD |
| VWAP | 0.152434 USD |
| Volume (pcs) | 41,977 |
| Trading volume | 6,399.98 |
| Number of trades | 2,112 |
| Last size | - |

Performance and Risk

| | 6m | 1y | 3y |
|-------------|---------|---------|---------|
| Perf (%) | -70.58% | -83.73% | -98.88% |
| Perf (abs.) | -0.37 | -0.79 | -13.50 |
| Beta | 2.08 | 1.25 | 1.28 |
| Volatility | 185.53 | 145.71 | 132.40 |

5y



Information about previous performance does not guarantee future performance.
Source: FactSet

Price data

| | |
|---|-------------------------|
| Ø price 5 days Ø volume 5 days (pcs.) | 0.1590 USD (329,453) |
| Ø price 30 days Ø volume 30 days (pcs.) | 0.1727 USD (384,704) |
| Ø price 100 days Ø volume 100 days (pcs.) | 0.1914 USD (1,575,719) |
| Ø price 250 days Ø volume 250 days (pcs.) | 0.4670 USD (792,531) |
| YTD High date | 0.4300 USD (2024/01/25) |
| YTD Low date | 0.1500 USD (2024/04/30) |
| 52 Weeks High date | 1.0899 USD (2023/05/03) |
| 52 Weeks Low date | 0.1500 USD (2024/04/30) |

Arbitrage views

| Exchange | Date | Time | Price | Trading volume (mio.) | Number of trades |
|----------|------------|-------|------------|-----------------------|------------------|
| Nasdaq | 2024/05/02 | 22:30 | 0.1528 USD | 0.01 | 2,112 |

Company profile

Company Logo

Contact Details

ACUTUS MEDICAL INC.

--

Telefon: -

Fax: -

E-mail: -

Company Profile

-