

PLAYGON GAMES INC.

ISIN: CA7281231000 WKN: -

Overview

2024/07/26 08:10:21

Price
0.0035 EURDifference  133.33% (0.00)

General attributes

ISIN CA7281231000

Symbol DEAL

Exchange Frankfurt

Currency EUR

Sector Media / Entertainment /
RecreationSecurity
type StockMarket cap
(m) 3 EUR

Benchmark S&P/TSX 60 INDEX

Market data

Bid (Bid size) -

Ask (Ask size) -

Open 0.0035 EUR

High 0.0035 EUR

Low 0.0035 EUR

Close (prev. day) 0.0015 EUR

VWAP 0.025 EUR

Volume (pcs) 0

Trading volume 0.00

Number of trades 2

Last size 0

Futures and Options

Related Futures -

Related Options -








5y



Information about previous performance does not guarantee future performance.
Source: FactSet

Recent research

on sector

Date	Headline	Download
2024/07/24	 Global Equity Ratings	
2024/07/24	 Aktienempfehlungen Global	
2024/07/15	 Aktienempfehlungen Global	
2024/07/12	 Global Equity Ratings	
2024/07/09	 Aktienempfehlungen Österreich	

Details

2024/07/26 08:10:21

Price
0.0035 EUR

Difference ▲ 133.33% (0.00)

General attributes

ISIN	CA7281231000
Symbol	DEAL
Exchange	Frankfurt
Currency	EUR
Sector	Media / Entertainment / Recreation
Security type	Stock
Market cap (m)	3 EUR
Benchmark	S&P/TSX 60 INDEX

Market data

Bid (Bid size)	-
Ask (Ask size)	-
Open	0.0035 EUR
High	0.0035 EUR
Low	0.0035 EUR
Close (prev. day)	0.0015 EUR
VWAP	0.025 EUR
Volume (pcs)	0
Trading volume	0.00
Number of trades	2
Last size	0

Performance and Risk

	6m	1y	3y
Perf (%)	-69.57%	-90.28%	-97.99%
Perf (abs.)	-0.01	-0.03	-0.17
Beta	0.76	2.80	1.81
Volatility	519.93	397.68	259.94

5y



Information about previous performance does not guarantee future performance.
Source: FactSet

Price data

Ø price 5 days Ø volume 5 days (pcs.)	0.0031 EUR (0)
Ø price 30 days Ø volume 30 days (pcs.)	0.0062 EUR (0)
Ø price 100 days Ø volume 100 days (pcs.)	0.0080 EUR (2,300)
Ø price 250 days Ø volume 250 days (pcs.)	0.0176 EUR (927)
YTD High date	0.0255 EUR (2024/01/08)
YTD Low date	0.0015 EUR (2024/07/25)
52 Weeks High date	0.0475 EUR (2023/09/26)
52 Weeks Low date	0.0015 EUR (2024/07/25)

All listings for PLAYGON GAMES INC.

Exchange	Date	Time	Price	Trading volume (mio.)	Number of trades
TSX Venture Exchange	2024/07/26	21:56	0.015 CAD	0.02	33
Frankfurt	2024/07/26	08:10	0.0035 EUR	0.00	2
FINRA other OTC Issues	2024/07/26	17:11	0.0098 USD	0.00	3
Berlin	2024/07/26	20:22	0.011 EUR	0.00	13

Company profile

Company Logo



Company Profile

-

Contact Details

PLAYGON GAMES

--

Telefon: -

Fax: -

E-mail: -