

METALLIC MINERALS CORP

ISIN: CA59126M1068 WKN: -

Overview

2024/07/26 20:48:02

Price

0.1615 EUR

Difference  0.94% (0.00)

General attributes

ISIN	CA59126M1068
Symbol	MMG
Exchange	Berlin
Currency	EUR
Sector	Energy / Commodities
Security type	Stock
Market cap (m)	28 EUR
Benchmark	S&P/TSX 60 INDEX

Market data

Bid (Bid size)	-
Ask (Ask size)	-
Open	0.1675 EUR
High	0.1675 EUR
Low	0.142 EUR
Close (prev. day)	0.16 EUR
VWAP	-
Volume (pcs)	4,400
Trading volume	624.80
Number of trades	21
Last size	0

Futures and Options

Related Futures	-
Related Options	-









5y



Information about previous performance does not guarantee future performance.

Source: FactSet

Recent research

on sector	Date	Headline	Download
	2024/07/26	 Equity Weekly	
	2024/07/24	 Global Equity Ratings	
	2024/07/24	 Aktienempfehlungen Global	
	2024/07/15	 Aktienempfehlungen Global	
	2024/07/12	 Equity Weekly	

Details

2024/07/26 20:48:02

Price

0.1615 EUR

Difference ▲ 0.94% (0.00)

General attributes

ISIN	CA59126M1068
Symbol	MMG
Exchange	Berlin
Currency	EUR
Sector	Energy / Commodities
Security type	Stock
Market cap (m)	28 EUR
Benchmark	S&P/TSX 60 INDEX

Market data

Bid (Bid size)	-
Ask (Ask size)	-
Open	0.1675 EUR
High	0.1675 EUR
Low	0.142 EUR
Close (prev. day)	0.16 EUR
VWAP	-
Volume (pcs)	4,400
Trading volume	624.80
Number of trades	21
Last size	0

Performance and Risk

	6m	1y	3y
Perf (%)	-14.78%	-31.86%	-44.12%
Perf (abs.)	-0.03	-0.08	-0.13
Beta	0.12	0.42	0.92
Volatility	59.97	57.03	68.23

5y



Information about previous performance does not guarantee future performance.
Source: FactSet

Price data

Ø price 5 days Ø volume 5 days (pcs.)	0.1626 EUR (3,880)
Ø price 30 days Ø volume 30 days (pcs.)	0.1930 EUR (655)
Ø price 100 days Ø volume 100 days (pcs.)	0.2078 EUR (582)
Ø price 250 days Ø volume 250 days (pcs.)	0.2220 EUR (278)
YTD High date	0.2680 EUR (2024/05/21)
YTD Low date	0.1420 EUR (2024/07/26)
52 Weeks High date	0.3010 EUR (2023/10/16)
52 Weeks Low date	0.1420 EUR (2024/07/26)

All listings for METALLIC MINERALS CORP

Exchange ⊕	Date	Time	Price	Trading volume (mio.)	Number of trades
Tradegate	2024/07/26	22:26	0.1635 EUR	0.00	10
TSX Venture Exchange	2024/07/26	21:58	0.24 CAD	0.01	18
Stuttgart	2024/07/26	11:05	0.1465 EUR	0.00	3
Frankfurt	2024/07/26	08:05	0.1405 EUR	0.00	2
FINRA other OTC	2024/07/26	21:58	0.1733 USD	0.02	32

Issues	26						
Berlin	2024/07/26	20:48	0.1615	EUR	0.00		21

Company profile

Company Logo



Company Profile

-

Contact Details

METALLIC MINERALS CORP

--

Telefon: -

Fax: -

E-mail: -