

TORQ RESOURCES INC.

ISIN: CA89131L1085 WKN: -

Overview

2024/07/23 20:09:08

Price
0.0716 USDDifference  18.74% (0.01)

General attributes

ISIN	CA89131L1085
Symbol	TORQ
Exchange	FINRA other OTC Issues
Currency	USD
Sector	Energy / Commodities
Security type	Stock
Market cap (m)	8 EUR
Benchmark	S&P/TSX 60 INDEX

Market data

Bid (Bid size)	-
Ask (Ask size)	-
Open	0.0716 USD
High	0.0716 USD
Low	0.0716 USD
Close (prev. day)	0.0603 USD
VWAP	0.0716 USD
Volume (pcs)	1,000
Trading volume	71.60
Number of trades	1
Last size	1,000

Futures and Options











Related Futures	-
Related Options	-

5y



Information about previous performance does not guarantee future performance.
Source: FactSet

Recent research

on sector	Date	Headline	Download
	2024/07/26	 Equity Weekly	
	2024/07/24	 Global Equity Ratings	
	2024/07/24	 Aktienempfehlungen Global	
	2024/07/15	 Aktienempfehlungen Global	
	2024/07/12	 Equity Weekly	

Details

2024/07/23 20:09:08

Price
0.0716 USD

Difference ▲ 18.74% (0.01)

General attributes

ISIN	CA89131L1085
Symbol	TORQ
Exchange	FINRA other OTC Issues
Currency	USD
Sector	Energy / Commodities
Security type	Stock
Market cap (m)	8 EUR
Benchmark	S&P/TSX 60 INDEX

Market data

Bid (Bid size)	-
Ask (Ask size)	-
Open	0.0716 USD
High	0.0716 USD
Low	0.0716 USD
Close (prev. day)	0.0603 USD
VWAP	0.0716 USD
Volume (pcs)	1,000
Trading volume	71.60
Number of trades	1
Last size	1,000

Performance and Risk

	6m	1y	3y
Perf (%)	-50.62%	-82.61%	-89.04%
Perf (abs.)	-0.07	-0.34	-0.58
Beta	0.49	0.65	0.55
Volatility	143.59	117.07	89.93

5y



Information about previous performance does not guarantee future performance.
Source: FactSet

Price data

Ø price 5 days Ø volume 5 days (pcs.)	0.0629 USD (7,220)
Ø price 30 days Ø volume 30 days (pcs.)	0.0657 USD (5,912)
Ø price 100 days Ø volume 100 days (pcs.)	0.0878 USD (14,811)
Ø price 250 days Ø volume 250 days (pcs.)	0.1712 USD (10,489)
YTD High date	0.1704 USD (2024/01/05)
YTD Low date	0.0567 USD (2024/07/18)
52 Weeks High date	0.4576 USD (2023/07/27)
52 Weeks Low date	0.0567 USD (2024/07/18)

All listings for TORQ RESOURCES INC.

Exchange ⊕	Date	Time	Price	Trading volume (mio.)	Number of trades
TSX Venture Exchange	2024/07/26	20:34	0.09 CAD	0.02	7
Stuttgart	2024/07/26	14:44	0.0515 EUR	0.00	5
Frankfurt	2024/07/26	08:10	0.0425 EUR	0.00	2
FINRA other OTC Issues	2024/07/23	20:09	0.0716 USD	0.00	1
Berlin	2024/07/23	08:08	0.032 EUR	0.00	3

Company profile

Company Logo



Company Profile

-

Contact Details

TORQ RESOURCES

--

West Hastings Street, Suite 1630 1177 V6E
2K3 Vancouver

Telefon: +1 778.729.0500

Fax: -

E-mail: info@torqresources.com