

CANADA CARBON INC

ISIN: CA1348281025 WKN: -

Overview

2024/07/26 08:02:41

Price
0.0185 EURDifference  0.00% (0.00)

General attributes

ISIN	CA1348281025
Symbol	CCB
Exchange	Munich
Currency	EUR
Sector	Industry
Security type	Stock
Market cap (m)	4 EUR
Benchmark	S&P/TSX 60 INDEX

Market data

Bid (Bid size)	-
Ask (Ask size)	-
Open	0.0185 EUR
High	0.0185 EUR
Low	0.0185 EUR
Close (prev. day)	0.0185 EUR
VWAP	0.0185 EUR
Volume (pcs)	0
Trading volume	0.00
Number of trades	1
Last size	0

Futures and Options











Related Futures	-
Related Options	-

5y



Information about previous performance does not guarantee future performance.
Source: FactSet

Recent research

on sector	Date	Headline	Download
	2024/07/26	 Equity Weekly	
	2024/07/24	 Global Equity Ratings	
	2024/07/24	 Aktienempfehlungen Global	
	2024/07/15	 Aktienempfehlungen Global	
	2024/07/12	 Global Equity Ratings	

Details

2024/07/26 08:02:41

Price
0.0185 EUR

Difference ➔ 0.00% (0.00)

General attributes

ISIN	CA1348281025
Symbol	CCB
Exchange	Munich
Currency	EUR
Sector	Industry
Security type	Stock
Market cap (m)	4 EUR
Benchmark	S&P/TSX 60 INDEX

Market data

Bid (Bid size)	-
Ask (Ask size)	-
Open	0.0185 EUR
High	0.0185 EUR
Low	0.0185 EUR
Close (prev. day)	0.0185 EUR
VWAP	0.0185 EUR
Volume (pcs)	0
Trading volume	0.00
Number of trades	1
Last size	0

Performance and Risk

	6m	1y	3y
Perf (%)	-7.50%	-56.47%	-79.54%
Perf (abs.)	+0.00	-0.02	-0.07
Beta	-0.06	0.77	0.98
Volatility	124.05	118.39	87.02

5y



Information about previous performance does not guarantee future performance.
Source: FactSet

Price data

Ø price 5 days Ø volume 5 days (pcs.)	0.0180 EUR (600)
Ø price 30 days Ø volume 30 days (pcs.)	0.0244 EUR (183)
Ø price 100 days Ø volume 100 days (pcs.)	0.0306 EUR (454)
Ø price 250 days Ø volume 250 days (pcs.)	0.0276 EUR (667)
YTD High date	0.0400 EUR (2024/03/19)
YTD Low date	0.0160 EUR (2024/07/19)
52 Weeks High date	0.0425 EUR (2023/07/27)
52 Weeks Low date	0.0160 EUR (2024/07/19)

All listings for CANADA CARBON INC

Exchange ⊕	Date	Time	Price	Trading volume (mio.)	Number of trades
TSX Venture Exchange	2024/07/25	21:18	0.03 CAD	0.00	2
Stuttgart	2024/07/26	14:44	0.016 EUR	0.00	5
Munich	2024/07/26	08:02	0.0185 EUR	0.00	1
Frankfurt	2024/07/26	08:10	0.016 EUR	0.00	2
FINRA other OTC	2024/07/26	16:14	0.0204 USD	0.00	6

Issues	23					
Berlin	2024/07/26	20:48	0.023	EUR	0.00	20

Company profile

Company Logo

Contact Details

CANADA CARBON

--

Telefon: -

Fax: -

E-mail: -

Company Profile

-