

DOLLY VARDEN SILVER CORP

ISIN: CA2568272058 WKN: -

Overview

2024/07/24 08:12:41

Price
0.733 EURDifference  -0.68% (-0.01)

General attributes

ISIN	CA2568272058
Symbol	DV
Exchange	Munich
Currency	EUR
Sector	Energy / Commodities
Security type	Stock
Market cap (m)	204 EUR
Benchmark	S&P/TSX 60 INDEX

Market data

Bid (Bid size)	0.716 EUR (8,000)
Ask (Ask size)	0.734 EUR (8,000)
Open	0.733 EUR
High	0.733 EUR
Low	0.733 EUR
Close (prev. day)	0.738 EUR
VWAP	0.748 EUR
Volume (pcs)	0
Trading volume	0.00
Number of trades	1
Last size	0

Futures and Options










Related Futures	-
Related Options	-

5y



Information about previous performance does not guarantee future performance.
Source: FactSet

Recent research

on sector	Date	Headline	Download
	2024/07/24	 Global Equity Ratings	
	2024/07/24	 Aktienempfehlungen Global	
	2024/07/15	 Aktienempfehlungen Global	
	2024/07/12	 Equity Weekly	
	2024/07/12	 Global Equity Ratings	

Details

2024/07/24 08:12:41

Price

0.733 EUR

Difference 📉 -0.68% (-0.01)

General attributes

ISIN	CA2568272058
Symbol	DV
Exchange	Munich
Currency	EUR
Sector	Energy / Commodities
Security type	Stock
Market cap (m)	204 EUR
Benchmark	S&P/TSX 60 INDEX

Market data

Bid (Bid size)	0.716 EUR (8,000)
Ask (Ask size)	0.734 EUR (8,000)
Open	0.733 EUR
High	0.733 EUR
Low	0.733 EUR
Close (prev. day)	0.738 EUR
VWAP	0.748 EUR
Volume (pcs)	0
Trading volume	0.00
Number of trades	1
Last size	0

Performance and Risk

	6m	1y	3y
Perf (%)	+41.38%	+41.38%	+107.30%
Perf (abs.)	+0.22	+0.22	+0.38
Beta	1.50	1.56	1.44
Volatility	53.62	51.95	60.48

5y



Information about previous performance does not guarantee future performance.
Source: FactSet

Price data

Ø price 5 days Ø volume 5 days (pcs.)	0.757 EUR (200)
Ø price 30 days Ø volume 30 days (pcs.)	0.723 EUR (183)
Ø price 100 days Ø volume 100 days (pcs.)	0.674 EUR (626)
Ø price 250 days Ø volume 250 days (pcs.)	0.576 EUR (399)
YTD High date	0.842 EUR (2024/05/20)
YTD Low date	0.439 EUR (2024/01/30)
52 Weeks High date	0.842 EUR (2024/05/20)
52 Weeks Low date	0.430 EUR (2023/09/13)

Arbitrage views

Exchange 📍	Date	Time	Price	Trading volume (mio.)	Number of trades
Tradegate	2024/07/24	15:28	0.733 EUR	0.00	1
TSX Venture Exchange	2024/07/24	17:11	1.09 CAD	0.10	105
Stuttgart	2024/07/24	17:08	0.744 EUR	0.00	7
Munich	2024/07/24	08:12	0.733 EUR	0.00	1
London Stock	2024/07/24	17:03	1.145 CAD	0.00	1

Exchange	10					
Frankfurt	2024/07/24	08:14	0.677	EUR	0.00	1
FINRA other OTC Issues	2024/07/24	17:13	0.7900	USD	0.04	48
Duesseldorf	2024/07/24	08:12	0.708	EUR	0.00	1
Berlin	2024/07/24	16:41	0.743	EUR	0.00	14

Company profile

Company Logo



Company Profile

-

Contact Details

DOLLY VARDEN SILVER

--

Telefon: -

Fax: -

E-mail: -