

DOLLY VARDEN SILVER CORP

ISIN: CA2568272058 WKN: -

Overview

2024/09/03 22:26:43

Price

0.668 EUR

Difference  -0.74% (-0.01)

General attributes

ISIN	CA2568272058
Symbol	DV
Exchange	Tradedate
Currency	EUR
Sector	Energy / Commodities
Security type	Stock
Market cap (m)	194 EUR
Benchmark	S&P/TSX 60 INDEX

Market data

Bid (Bid size)	0.655 EUR (2,600)
Ask (Ask size)	0.68 EUR (8,000)
Open	0.666 EUR
High	0.666 EUR
Low	0.666 EUR
Close (prev. day)	0.673 EUR
VWAP	0.666 EUR
Volume (pcs)	183
Trading volume	121.88
Number of trades	2
Last size	182

Futures and Options





Related Futures	-
Related Options	-

5y



Information about previous performance does not guarantee future performance.
Source: FactSet

Recent research

on sector	Date	Headline	Download
	2024/08/26	 Aktienempfehlungen Österreich	
	2024/08/23	 Equity Weekly	
	2024/08/13	 Aktienempfehlungen Österreich	
	2024/08/12	 Global Equity Ratings	
	2024/08/12	 Aktienempfehlungen Global	

Details

2024/09/03 22:26:43

Price

0.668 EUR

Difference  -0.74% (-0.01)

General attributes

ISIN	CA2568272058
Symbol	DV
Exchange	Tradegate
Currency	EUR
Sector	Energy / Commodities
Security type	Stock
Market cap (m)	194 EUR
Benchmark	S&P/TSX 60 INDEX

Market data

Bid (Bid size)	0.655 EUR (2,600)
Ask (Ask size)	0.68 EUR (8,000)
Open	0.666 EUR
High	0.666 EUR
Low	0.666 EUR
Close (prev. day)	0.673 EUR
VWAP	0.666 EUR
Volume (pcs)	183
Trading volume	121.88
Number of trades	2
Last size	182

Performance and Risk

	6m	1y	3y
Perf (%)	+32.14%	+34.82%	+62.24%
Perf (abs.)	+0.16	+0.17	+0.26
Beta	1.80	1.47	1.40
Volatility	57.68	58.82	66.41

5y



Information about previous performance does not guarantee future performance.
Source: FactSet

Price data

Ø price 5 days Ø volume 5 days (pcs.)	0.689 EUR (1,701)
Ø price 30 days Ø volume 30 days (pcs.)	0.694 EUR (10,365)
Ø price 100 days Ø volume 100 days (pcs.)	0.709 EUR (9,079)
Ø price 250 days Ø volume 250 days (pcs.)	0.603 EUR (9,273)
YTD High date	0.880 EUR (2024/05/20)
YTD Low date	0.426 EUR (2024/01/30)
52 Weeks High date	0.880 EUR (2024/05/20)
52 Weeks Low date	0.407 EUR (2023/09/13)

All listings for DOLLY VARDEN SILVER CORP

Exchange 	Date	Time	Price	Trading volume (mio.)	Number of trades
Tradegate	2024/09/03	22:26	0.668 EUR	0.00	2
TSX Venture Exchange	2024/09/03	22:00	1.01 CAD	0.31	240
Stuttgart	2024/09/03	21:44	0.674 EUR	0.00	8
Munich	2024/09/03	21:26	0.68 EUR	0.00	2
London Stock	2024/07/	17:03	1.145 CAD	0.00	1

Exchange	10					
Frankfurt	2024/09/03	10:48	0.718	EUR	0.00	1
FINRA other OTC Issues	2024/09/03	21:59	0.7512	USD	0.35	316
Duesseldorf	2024/09/03	08:12	0.664	EUR	0.00	3
Berlin	2024/09/03	20:48	0.667	EUR	0.00	22

Company profile

Company Logo



Company Profile

-

Contact Details

DOLLY VARDEN SILVER

--

Telefon: -

Fax: -

E-mail: -