

## ADVANTAGE ENERGY LTD.

ISIN: CA00791P1071 WKN: -

## Overview

2024/05/10 08:18:14

Price  
7.15 EURDifference  -0.69% (-0.05)

## General attributes

ISIN	CA00791P1071
Symbol	AAV
Exchange	Frankfurt
Currency	EUR
Sector	Energy / Commodities
Security type	Stock
Market cap (m)	1,172 EUR
Benchmark	S&P/TSX 60 INDEX

## Market data

Bid (Bid size)	-
Ask (Ask size)	-
Open	7.15 EUR
High	7.15 EUR
Low	7.15 EUR
Close (prev. day)	7.20 EUR
VWAP	6.00 EUR
Volume (pcs)	0
Trading volume	0.00
Number of trades	2
Last size	0

## Futures and Options





Related Futures	-
Related Options	-

5y



Information about previous performance does not guarantee future performance.  
Source: FactSet

## Recent research

on sector			
Date		Headline	Download
2024/05/03		Equity Weekly	
2024/04/29		Aktienempfehlungen Österreich	
2024/04/26		Equity Weekly	
2024/04/26		Global Equity Ratings	
2024/04/26		Aktienempfehlungen Global	

## Details

2024/05/10 08:18:14

## Price

7.15 EUR

Difference  -0.69% (-0.05)

## General attributes

ISIN	CA00791P1071
Symbol	AAV
Exchange	Frankfurt
Currency	EUR
Sector	Energy / Commodities
Security type	Stock
Market cap (m)	1,172 EUR
Benchmark	S&P/TSX 60 INDEX

## Market data

Bid (Bid size)	-
Ask (Ask size)	-
Open	7.15 EUR
High	7.15 EUR
Low	7.15 EUR
Close (prev. day)	7.20 EUR
VWAP	6.00 EUR
Volume (pcs)	0
Trading volume	0.00
Number of trades	2
Last size	0

## Performance and Risk

	6m	1y	3y
Perf (%)	+10.85%	+44.15%	+200.42%
Perf (abs.)	+0.70	+2.19	+4.77
Beta	0.76	0.74	1.48
Volatility	38.80	38.14	50.61

5y



Information about previous performance does not guarantee future performance.  
Source: FactSet

## Price data

Ø price 5 days   Ø volume 5 days (pcs.)	7.19 EUR (0)
Ø price 30 days   Ø volume 30 days (pcs.)	6.94 EUR (0)
Ø price 100 days   Ø volume 100 days (pcs.)	6.39 EUR (12)
Ø price 250 days   Ø volume 250 days (pcs.)	6.21 EUR (5)
YTD High   date	7.40 EUR (2024/03/05)
YTD Low   date	5.55 EUR (2024/01/23)
52 Weeks High   date	7.40 EUR (2024/03/05)
52 Weeks Low   date	4.68 EUR (2023/05/12)

## All listings for ADVANTAGE ENERGY LTD.

Exchange 	Date	Time	Price	Trading volume (mio.)	Number of trades
Tradegate	2024/05/10	22:02	7.35 EUR	0.00	1
Toronto Stock Exchange	2024/05/10	22:00	10.82 CAD	2.62	1,433
Stuttgart	2024/05/10	17:10	7.30 EUR	0.00	9
Munich	2024/05/10	08:03	7.35 EUR	0.00	1
London Stock	2020/09/10	15:37	1.8100 CAD	0.00	1

Exchange	14					
Frankfurt	2024/05/ 10	08:18	7.15 EUR	0.00		2
FINRA other OTC Issues	2024/05/ 10	20:58	7.90 USD	0.26		23
Duesseldorf	2024/05/ 10	08:11	7.20 EUR	0.00		1
Berlin	2024/05/ 10	20:22	7.35 EUR	0.00		13

## Company profile

### Company Logo



### Contact Details

ADVANTAGE ENERGY LTD.

--

Millennium Tower, Suite 2200 400-2 T2P  
5E9 Calgary

Telefon: +1 403 718 8000

Fax: +1 403 718 8332

E-mail: [ir@advantageog.com](mailto:ir@advantageog.com)

### Company Profile

-

#### Members of Management Board

Andy J. Mah Chairman of Managing Board

Craig Blackwood Member of Executive Committee

David Sterna Member of Executive Committee

John Quaife Member of Executive Committee

Mike Belenkie Member of Executive Committee

Neil Bokenfohr Member of Executive Committee

#### Board of directors

Stephen Balog Chairman of Supervisory Board

Andrew Mah Member of Supervisory Board

Deirdre Choate Member of Supervisory Board

Donald Clague Member of Supervisory Board

Janine Marie McArdle Member of Supervisory Board

Jill Angevine Member of Supervisory Board

John Festival Member of Supervisory Board

Norman MacDonald Member of Supervisory Board