

ROVSING A/S

ISIN: DK0061152170

WKN: -

Overview

2024/09/13 16:28:08

Price
4.78 EURDifference  3.02% (0.14)

General attributes

| | |
|----------------|-------------------|
| ISIN | DK0061152170 |
| Symbol | ROV |
| Exchange | Stuttgart |
| Currency | EUR |
| Sector | Transport |
| Security type | Stock |
| Market cap (m) | 3 EUR |
| Benchmark | OMX COPENHAGEN 20 |

Market data

| | |
|-------------------|----------|
| Bid (Bid size) | - (0) |
| Ask (Ask size) | - (0) |
| Open | 4.74 EUR |
| High | 4.80 EUR |
| Low | 4.74 EUR |
| Close (prev. day) | 4.64 EUR |
| VWAP | - |
| Volume (pcs) | 0 |
| Trading volume | 0.00 |
| Number of trades | 11 |
| Last size | 0 |

Futures and Options






| | |
|-----------------|---|
| Related Futures | - |
| Related Options | - |

5y



Information about previous performance does not guarantee future performance.
Source: FactSet

Recent research

| on sector | | | |
|------------|---|-------------------------------|---|
| Date | | Headline | Download |
| 2024/09/11 |  | Global Equity Ratings |  |
| 2024/09/11 |  | Aktienempfehlungen Global |  |
| 2024/09/09 |  | Aktienempfehlungen Österreich |  |
| 2024/09/05 |  | Global Equity Ratings |  |
| 2024/09/05 |  | Aktienempfehlungen Global |  |

Details

2024/09/13 16:28:08

Price

4.78 EUR

Difference ▲ 3.02% (0.14)

General attributes

ISIN DK0061152170

Symbol ROV

Exchange Stuttgart

Currency EUR

Sector Transport

Security type Stock

Market cap (m) 3 EUR

Benchmark OMX COPENHAGEN 20

Market data

Bid (Bid size) - (0)

Ask (Ask size) - (0)

Open 4.74 EUR

High 4.80 EUR

Low 4.74 EUR

Close (prev. day) 4.64 EUR

VWAP -

Volume (pcs) 0

Trading volume 0.00

Number of trades 11

Last size 0

Performance and Risk

| | 6m | 1y | 3y |
|-------------|--------|---------|---------|
| Perf (%) | +0.84% | -17.59% | -68.34% |
| Perf (abs.) | +0.04 | -1.02 | -10.32 |
| Beta | - | - | - |
| Volatility | 30.12 | 37.09 | 45.40 |

5y



Information about previous performance does not guarantee future performance.

Source: FactSet

Price data

Ø price 5 days | Ø volume 5 days (pcs.) 4.54 EUR (0)

Ø price 30 days | Ø volume 30 days (pcs.) 4.47 EUR (0)

Ø price 100 days | Ø volume 100 days (pcs.) 4.49 EUR (0)

Ø price 250 days | Ø volume 250 days (pcs.) 4.90 EUR (0)

YTD High | date 5.10 EUR (2024/01/09)

YTD Low | date 4.10 EUR (2024/04/30)

52 Weeks High | date 6.30 EUR (2023/09/18)

52 Weeks Low | date 4.10 EUR (2024/04/30)

Arbitrage views

| Exchange ⊕ | Date | Time | Price | Trading volume (mio.) | Number of trades |
|-------------------------|------------|-------|-----------|-----------------------|------------------|
| Stuttgart | 2024/09/13 | 16:28 | 4.78 EUR | 0.00 | 11 |
| Nasdaq Copenhagen | 2024/09/13 | 17:20 | 36.40 DKK | 0.10 | 9 |
| London Stock Exchange | 2020/03/31 | 16:55 | 58.05 DKK | 0.00 | 1 |
| Frankfurt | 2024/09/13 | 08:12 | 4.70 EUR | 0.00 | 2 |

Company profile

Company Logo



Company Profile

-

Contact Details

ROVSING

--

Dyregaardsvej 2 2740 Skovlunde

Telefon: -

Fax: -

E-mail: info@rovsing.dk