

ROVSING A/S

ISIN: DK0061152170

WKN: -

Overview

2024/04/26 11:10:55

Price
4.22 EURDifference  -1.40% (-0.06)

General attributes

ISIN	DK0061152170
Symbol	ROV
Exchange	Stuttgart
Currency	EUR
Sector	Transport
Security type	Stock
Market cap (m)	3 EUR
Benchmark	OMX COPENHAGEN 20

Market data

Bid (Bid size)	- (0)
Ask (Ask size)	- (0)
Open	4.16 EUR
High	4.22 EUR
Low	4.16 EUR
Close (prev. day)	4.28 EUR
VWAP	-
Volume (pcs)	0
Trading volume	0.00
Number of trades	5
Last size	0

Futures and Options






Related Futures	-
Related Options	-

5y



Information about previous performance does not guarantee future performance.
Source: FactSet

Recent research

on sector			
Date		Headline	Download
2024/04/26		Global Equity Ratings	
2024/04/26		Aktienempfehlungen Global	
2024/04/15		Aktienempfehlungen Österreich	
2024/04/03		Global Equity Ratings	
2024/04/03		Aktienempfehlungen Global	

Details

2024/04/26 11:10:55

Price
4.22 EURDifference 📉 -1.40% (-0.06)

General attributes

ISIN	DK0061152170
Symbol	ROV
Exchange	Stuttgart
Currency	EUR
Sector	Transport
Security type	Stock
Market cap (m)	3 EUR
Benchmark	OMX COPENHAGEN 20

Market data

Bid (Bid size)	- (0)
Ask (Ask size)	- (0)
Open	4.16 EUR
High	4.22 EUR
Low	4.16 EUR
Close (prev. day)	4.28 EUR
VWAP	-
Volume (pcs)	0
Trading volume	0.00
Number of trades	5
Last size	0

Performance and Risk

	6m	1y	3y
Perf (%)	-27.24%	-34.57%	-71.10%
Perf (abs.)	-1.58	-2.23	-10.38
Beta	0.13	0.22	0.28
Volatility	41.29	41.46	48.08

5y



Information about previous performance does not guarantee future performance.
Source: FactSet

Price data

Ø price 5 days Ø volume 5 days (pcs.)	4.49 EUR (0)
Ø price 30 days Ø volume 30 days (pcs.)	4.75 EUR (0)
Ø price 100 days Ø volume 100 days (pcs.)	4.87 EUR (0)
Ø price 250 days Ø volume 250 days (pcs.)	5.64 EUR (0)
YTD High date	5.10 EUR (2024/01/09)
YTD Low date	4.16 EUR (2024/04/26)
52 Weeks High date	7.00 EUR (2023/06/09)
52 Weeks Low date	4.16 EUR (2024/04/26)

Arbitrage views

Exchange 📍	Date	Time	Price	Trading volume (mio.)	Number of trades
Stuttgart	2024/04/26	11:10	4.22 EUR	0.00	5
Nasdaq Copenhagen	2024/04/26	11:59	36.00 DKK	0.00	3
London Stock Exchange	2020/03/31	16:55	58.05 DKK	0.00	1
Frankfurt	2024/04/26	08:08	4.30 EUR	0.00	2

Company profile

Company Logo



Company Profile

-

Contact Details

ROVSING

--

Dyregaardsvej 2 2740 Skovlunde

Telefon: -

Fax: -

E-mail: info@rovsing.dk