

CANTARGIA AB

ISIN: SE0006371126

WKN: -

Overview

2024/04/26 11:10:57

Price

0.2722 EUR

Difference  -1.95% (-0.01)

General attributes

ISIN SE0006371126

Symbol CANTA

Exchange Stuttgart

Currency EUR

Sector Chemical / Pharmaceutical / Health

Security type Stock

Market cap (m) 54 EUR

Benchmark OMX STOCKHOLM 30 INDEX

Market data

Bid (Bid size) - (0)

Ask (Ask size) - (0)

Open 0.2672 EUR

High 0.2722 EUR

Low 0.2672 EUR

Close (prev. day) 0.2776 EUR

VWAP -

Volume (pcs) 0

Trading volume 0.00

Number of trades 5

Last size 0

Futures and Options

Related Futures -

Related Options -

5y













Information about previous performance does not guarantee future performance.

Source: FactSet

Recent research

on sector

Date	Headline	Download
2024/04/26	 Global Equity Ratings	
2024/04/26	 Aktienempfehlungen Global	
2024/04/15	 Aktienempfehlungen Österreich	
2024/04/03	 Global Equity Ratings	
2024/04/03	 Aktienempfehlungen Global	

Details

2024/04/26 11:10:57

Price

0.2722 EUR

Difference ▼ -1.95% (-0.01)

General attributes

ISIN SE0006371126

Symbol CANTA

Exchange Stuttgart

Currency EUR

Sector Chemical / Pharmaceutical / Health

Security type Stock

Market cap (m) 54 EUR

Benchmark OMX STOCKHOLM 30 INDEX

Market data

Bid (Bid size) - (0)

Ask (Ask size) - (0)

Open 0.2672 EUR

High 0.2722 EUR

Low 0.2672 EUR

Close (prev. day) 0.2776 EUR

VWAP -

Volume (pcs) 0

Trading volume 0.00

Number of trades 5

Last size 0

Performance and Risk

	6m	1y	3y
Perf (%)	-12.14%	-49.03%	-89.50%
Perf (abs.)	-0.04	-0.26	-2.32
Beta	1.31	1.45	0.87
Volatility	82.78	86.61	96.01

5y



Information about previous performance does not guarantee future performance.
Source: FactSet

Price data

Ø price 5 days | Ø volume 5 days (pcs.) 0.2863 EUR (0)

Ø price 30 days | Ø volume 30 days (pcs.) 0.2905 EUR (0)

Ø price 100 days | Ø volume 100 days (pcs.) 0.2874 EUR (54)

Ø price 250 days | Ø volume 250 days (pcs.) 0.3283 EUR (34)

YTD High | date 0.3774 EUR (2024/04/11)

YTD Low | date 0.2032 EUR (2024/03/05)

52 Weeks High | date 0.5300 EUR (2023/05/02)

52 Weeks Low | date 0.2032 EUR (2024/03/05)

Arbitrage views

Exchange	Date	Time	Price	Trading volume (mio.)	Number of trades
Stuttgart	2024/04/26	11:10	0.2722 EUR	0.00	5
Nasdaq Stockholm	2024/04/26	17:29	3.45 SEK	0.90	279
Munich	2024/04/26	08:11	0.3218 EUR	0.00	2
Frankfurt	2024/04/26	09:15	0.2738 EUR	0.00	3
Berlin	2024/04/26	21:43	0.2948 EUR	0.00	18

Company profile

Company Logo



Company Profile

-

Contact Details

CANTARGIA

--

Telefon: -

Fax: -

E-mail: -