

ORPHAZYME A/S

ISIN: **DK0062502894** WKN: -

Overview

2024/08/09 16:25:38

Price
107.00 EURDifference  0.00% (0.00)

General attributes

ISIN	DK0062502894
Symbol	ORPHA
Exchange	Stuttgart
Currency	EUR
Sector	Chemical / Pharmaceutical / Health
Security type	Stock
Market cap (m)	4 EUR
Benchmark	OMX COPENHAGEN 20

Market data

Bid (Bid size)	- (0)
Ask (Ask size)	- (0)
Open	106.50 EUR
High	107.00 EUR
Low	106.50 EUR
Close (prev. day)	107.00 EUR
VWAP	-
Volume (pcs)	0
Trading volume	0.00
Number of trades	6
Last size	0

Futures and Options







Related Futures	-
Related Options	-

5y



Information about previous performance does not guarantee future performance.
Source: FactSet

Recent research

on sector			
Date		Headline	Download
2024/08/09		Equity Weekly	
2024/07/29		Aktienempfehlungen Österreich	
2024/07/24		Global Equity Ratings	
2024/07/24		Aktienempfehlungen Global	
2024/07/15		Aktienempfehlungen Global	

Details

2024/08/09 16:25:38

Price

107.00 EUR

Difference ➔ 0.00% (0.00)

General attributes

ISIN	DK0062502894
Symbol	ORPHA
Exchange	Stuttgart
Currency	EUR
Sector	Chemical / Pharmaceutical / Health
Security type	Stock
Market cap (m)	4 EUR
Benchmark	OMX COPENHAGEN 20

Market data

Bid (Bid size)	- (0)
Ask (Ask size)	- (0)
Open	106.50 EUR
High	107.00 EUR
Low	106.50 EUR
Close (prev. day)	107.00 EUR
VWAP	-
Volume (pcs)	0
Trading volume	0.00
Number of trades	6
Last size	0

Performance and Risk

	6m	1y	3y
Perf (%)	-20.15%	-31.67%	-97.11%
Perf (abs.)	-27.00	-49.60	-3,593.00
Beta	-0.01	0.19	0.36
Volatility	64.66	105.83	122.06

5y



Information about previous performance does not guarantee future performance.
Source: FactSet

Price data

Ø price 5 days Ø volume 5 days (pcs.)	107.50 EUR (0)
Ø price 30 days Ø volume 30 days (pcs.)	112.30 EUR (0)
Ø price 100 days Ø volume 100 days (pcs.)	126.37 EUR (0)
Ø price 250 days Ø volume 250 days (pcs.)	130.36 EUR (0)
YTD High date	180.50 EUR (2024/01/18)
YTD Low date	105.00 EUR (2024/07/19)
52 Weeks High date	184.02 EUR (2023/12/13)
52 Weeks Low date	81.60 EUR (2023/12/05)

All listings for ORPHAZYME A/S

Exchange 📍	Date	Time	Price	Trading volume (mio.)	Number of trades
Stuttgart	2024/08/09	16:25	107.00 EUR	0.00	6
Nasdaq Copenhagen	2024/08/09	17:20	811.00 DKK	0.03	11
Munich	2024/08/09	08:11	112.00 EUR	0.00	1
London Stock Exchange	2022/07/07	17:36	1,999.57 DKK	0.05	1
Frankfurt	2024/08/09	08:06	106.00 EUR	0.00	1

	09					
FINRA other OTC Issues	2023/12/ 12	02:10	90.0000 USD	0.00		1
Berlin	2024/08/ 09	21:43	111.00 EUR	0.00		19

Company profile

Company Logo



Company Profile

-

Contact Details

ORPHAZYME

--

Telefon: -

Fax: -

E-mail: -