

NEOEN S.A.

ISIN: **FR0011675362** WKN: -

Overview

2024/07/26 08:19:05

Price
38.28 EURDifference  0.00% (0.00)

General attributes

ISIN	FR0011675362
Symbol	NEOEN
Exchange	Munich
Currency	EUR
Sector	Utilities
Security type	Stock
Market cap (m)	5,882 EUR
Benchmark	CAC 40 INDEX

Market data

Bid (Bid size)	-
Ask (Ask size)	-
Open	38.28 EUR
High	38.28 EUR
Low	38.28 EUR
Close (prev. day)	38.28 EUR
VWAP	36.85 EUR
Volume (pcs)	0
Trading volume	0.00
Number of trades	1
Last size	0

Futures and Options











Related Futures	-
Related Options	-

5y



Information about previous performance does not guarantee future performance.
Source: FactSet

Recent research

on sector		on market	
Date		Headline	Download
2024/07/26		Equity Weekly	
2024/07/24		Global Equity Ratings	
2024/07/24		Aktienempfehlungen Global	
2024/07/15		Aktienempfehlungen Global	
2024/07/12		Global Equity Ratings	

Details

2024/07/26 08:19:05

Price

38.28 EUR

Difference ↔ 0.00% (0.00)

General attributes

ISIN	FR0011675362
Symbol	NEOEN
Exchange	Munich
Currency	EUR
Sector	Utilities
Security type	Stock
Market cap (m)	5,882 EUR
Benchmark	CAC 40 INDEX

Market data

Bid (Bid size)	-
Ask (Ask size)	-
Open	38.28 EUR
High	38.28 EUR
Low	38.28 EUR
Close (prev. day)	38.28 EUR
VWAP	36.85 EUR
Volume (pcs)	0
Trading volume	0.00
Number of trades	1
Last size	0

Performance and Risk

	6m	1y	3y
Perf (%)	+43.80%	+28.63%	+13.17%
Perf (abs.)	+11.66	+8.52	+4.45
Beta	0.43	0.75	0.51
Volatility	35.61	30.47	33.67

5y



Information about previous performance does not guarantee future performance.
Source: FactSet

Price data

Ø price 5 days Ø volume 5 days (pcs.)	38.28 EUR (0)
Ø price 30 days Ø volume 30 days (pcs.)	37.64 EUR (0)
Ø price 100 days Ø volume 100 days (pcs.)	32.08 EUR (26)
Ø price 250 days Ø volume 250 days (pcs.)	28.81 EUR (11)
YTD High date	38.28 EUR (2024/07/22)
YTD Low date	22.38 EUR (2024/02/29)
52 Weeks High date	38.28 EUR (2024/07/22)
52 Weeks Low date	22.38 EUR (2024/02/29)

Arbitrage views

Exchange ↕	Date	Time	Price	Trading volume (mio.)	Number of trades
Tradegate	2024/07/26	22:26	38.60 EUR	0.03	15
Stuttgart	2024/07/26	15:08	38.40 EUR	0.00	10
Munich	2024/07/26	08:19	38.28 EUR	0.00	1
London Stock Exchange European Trade Reporting	2024/07/26	17:30	38.35 EUR	1.50	1
Frankfurt	2024/	17:20	38.34 EUR	0.00	6

	07/26					
FINRA other OTC Issues	2024/ 05/31	15:30	39.85 USD	0.11		1
Euronext Paris	2024/ 07/26	17:35	38.48 EUR	6.95		633
Euronext Milan MTF Trading After Hours	-	-	-	0.00		-
Duesseldorf	2024/ 07/26	19:30	38.18 EUR	0.00		6
Berlin	2024/ 07/26	21:50	38.54 EUR	0.00		17

Company profile

Company Logo



Contact Details

NEOEN SA

--

Telefon: -

Fax: -

E-mail: -

Company Profile

-

Board of directors

Bertrand Dumazy	Member of Supervisory Board
-----------------	-----------------------------

Christophe Gegout	Member of Supervisory Board
-------------------	-----------------------------

Helen Lee Bouygues	Member of Supervisory Board
--------------------	-----------------------------

Jacques Veyrat	Member of Supervisory Board
----------------	-----------------------------

Simon Veyrat	Member of Supervisory Board
--------------	-----------------------------

Stéphanie Levan	Member of Supervisory Board
-----------------	-----------------------------

Vanessa Giraud	Member of Supervisory Board
----------------	-----------------------------