

## HINO MOTORS LTD.

ISIN: JP3792600003 WKN: 7205

## Overview

2024/07/26 21:05:02

Price  
2.74 EURDifference  9.60% (0.24)

## General attributes

ISIN	JP3792600003
Symbol	7205
Exchange	Berlin
Currency	EUR
Sector	Automotive
Security type	Stock
Market cap (m)	1,560 EUR
Benchmark	NIKKEI 225

## Market data

Bid (Bid size)	-
Ask (Ask size)	-
Open	2.72 EUR
High	2.76 EUR
Low	2.72 EUR
Close (prev. day)	2.50 EUR
VWAP	-
Volume (pcs)	0
Trading volume	0.00
Number of trades	7
Last size	0

## Futures and Options





Related Futures	-
Related Options	-

5y



Information about previous performance does not guarantee future performance.  
Source: FactSet

## Recent research

on sector		on market	
Date		Headline	Download
2024/07/24		Global Equity Ratings	
2024/07/24		Aktienempfehlungen Global	
2024/07/15		Aktienempfehlungen Global	
2024/07/12		Global Equity Ratings	
2024/07/09		Aktienempfehlungen Österreich	

## Details

2024/07/26 21:05:02

Price  
2.74 EUR

Difference ▲ 9.60% (0.24)

## General attributes

ISIN	JP3792600003
Symbol	7205
Exchange	Berlin
Currency	EUR
Sector	Automotive
Security type	Stock
Market cap (m)	1,560 EUR
Benchmark	NIKKEI 225

## Market data

Bid (Bid size)	-
Ask (Ask size)	-
Open	2.72 EUR
High	2.76 EUR
Low	2.72 EUR
Close (prev. day)	2.50 EUR
VWAP	-
Volume (pcs)	0
Trading volume	0.00
Number of trades	7
Last size	0

## Performance and Risk

	6m	1y	3y
Perf (%)	-12.18%	-31.50%	-60.67%
Perf (abs.)	-0.38	-1.26	-4.23
Beta	0.80	0.90	1.03
Volatility	33.56	34.48	37.83

5y



Information about previous performance does not guarantee future performance.  
Source: FactSet

## Price data

Ø price 5 days   Ø volume 5 days (pcs.)	2.56 EUR (0)
Ø price 30 days   Ø volume 30 days (pcs.)	2.50 EUR (0)
Ø price 100 days   Ø volume 100 days (pcs.)	2.75 EUR (0)
Ø price 250 days   Ø volume 250 days (pcs.)	3.03 EUR (0)
YTD High   date	3.26 EUR (2024/03/22)
YTD Low   date	2.40 EUR (2024/07/10)
52 Weeks High   date	4.04 EUR (2023/07/27)
52 Weeks Low   date	2.40 EUR (2024/07/10)

## All listings for HINO MOTORS LTD.

Exchange <span>⊕</span>	Date	Time	Price	Trading volume (mio.)	Number of trades
Tradegate	2024/07/26	22:26	2.78 EUR	0.00	3
Tokyo Stock Exchange	2024/07/26	08:00	453.40 JPY	75.07	21,418
Stuttgart	2024/07/26	08:29	2.68 EUR	0.00	3
Munich	2024/07/26	08:00	2.64 EUR	0.00	2
Hanover	2024/07/26	08:01	2.68 EUR	0.00	3

	26					
Frankfurt	2024/07/26	08:12	2.64 EUR	0.00		2
FINRA other OTC Issues	2024/04/10	19:57	3.37 USD	0.00		4
Duesseldorf	2024/07/26	19:31	2.70 EUR	0.00		7
Berlin	2024/07/26	21:05	2.74 EUR	0.00		7

## Company profile

### Company Logo



### Company Profile

-

### Contact Details

HINO MOTORS

--

3-1-1, Hinodai, Hino City - 191-8660 Tokyo

Telefon: 042-586-5111

Fax: -

E-mail: -