

BOOZT AB

ISIN: SE0009888738

WKN: -

Overview

2024/07/26 21:43:08

Price
9.44 EURDifference  0.43% (0.04)

General attributes

ISIN	SE0009888738
Symbol	BOOZT
Exchange	Berlin
Currency	EUR
Sector	Consumer Products
Security type	Stock
Market cap (m)	627 EUR
Benchmark	OMX STOCKHOLM 30 INDEX

Market data

Bid (Bid size)	-
Ask (Ask size)	-
Open	9.38 EUR
High	9.45 EUR
Low	9.31 EUR
Close (prev. day)	9.40 EUR
VWAP	-
Volume (pcs)	0
Trading volume	0.00
Number of trades	17
Last size	0

Futures and Options

Related Futures	-
Related Options	-









5y



Information about previous performance does not guarantee future performance.

Source: FactSet

Recent research

on sector			
Date		Headline	Download
2024/07/26		Equity Weekly	
2024/07/24		Global Equity Ratings	
2024/07/24		Aktienempfehlungen Global	
2024/07/15		Aktienempfehlungen Global	
2024/07/12		Equity Weekly	

Details

2024/07/26 21:43:08

Price

9.44 EUR

Difference ▲ 0.43% (0.04)

General attributes

ISIN	SE0009888738
Symbol	BOOZT
Exchange	Berlin
Currency	EUR
Sector	Consumer Products
Security type	Stock
Market cap (m)	627 EUR
Benchmark	OMX STOCKHOLM 30 INDEX

Market data

Bid (Bid size)	-
Ask (Ask size)	-
Open	9.38 EUR
High	9.45 EUR
Low	9.31 EUR
Close (prev. day)	9.40 EUR
VWAP	-
Volume (pcs)	0
Trading volume	0.00
Number of trades	17
Last size	0

Performance and Risk

	6m	1y	3y
Perf (%)	-13.24%	-10.35%	-48.50%
Perf (abs.)	-1.44	-1.09	-8.89
Beta	1.27	1.09	1.15
Volatility	38.41	40.97	51.04



Information about previous performance does not guarantee future performance.
Source: FactSet

Price data

Ø price 5 days Ø volume 5 days (pcs.)	9.50 EUR (0)
Ø price 30 days Ø volume 30 days (pcs.)	10.48 EUR (0)
Ø price 100 days Ø volume 100 days (pcs.)	11.10 EUR (0)
Ø price 250 days Ø volume 250 days (pcs.)	10.19 EUR (0)
YTD High date	12.37 EUR (2024/06/05)
YTD Low date	9.16 EUR (2024/07/25)
52 Weeks High date	12.41 EUR (2023/12/19)
52 Weeks Low date	6.44 EUR (2023/10/31)

Arbitrage views

Exchange ⊕	Date	Time	Price	Trading volume (mio.)	Number of trades
Tradegate	2024/07/26	22:26	9.455 EUR	0.00	1
Stuttgart	2024/07/26	13:56	9.325 EUR	0.00	8
Nasdaq Stockholm	2024/07/26	18:00	110.70 SEK	3.96	359
Nasdaq Copenhagen	2024/07/26	17:20	70.45 DKK	0.98	94
Munich	2024/07/26	08:19	9.455 EUR	0.00	2

	26					
London Stock Exchange	2023/07/10	12:49	112.00 SEK	0.37		1
Frankfurt	2024/07/26	17:15	9.225 EUR	0.00		6
FINRA other OTC Issues	2024/07/25	15:52	10.46 USD	0.04		1
Duesseldorf	2024/07/26	19:30	9.31 EUR	0.00		6
Berlin	2024/07/26	21:43	9.44 EUR	0.00		17

Company profile

Company Logo

Boozt

Company Profile

-

Contact Details

BOOZT

--

Telefon: -

Fax: -

E-mail: -