

HINO MOTORS LTD.

ISIN: JP3792600003 WKN: 7205

Overview

2024/07/26 08:12:36

Price
2.64 EURDifference  12.82% (0.30)

General attributes

ISIN	JP3792600003
Symbol	7205
Exchange	Frankfurt
Currency	EUR
Sector	Automotive
Security type	Stock
Market cap (m)	1,560 EUR
Benchmark	NIKKEI 225

Market data

Bid (Bid size)	-
Ask (Ask size)	-
Open	2.64 EUR
High	2.64 EUR
Low	2.64 EUR
Close (prev. day)	2.34 EUR
VWAP	2.66 EUR
Volume (pcs)	0
Trading volume	0.00
Number of trades	2
Last size	0

Futures and Options







Related Futures	-
Related Options	-

5y



Information about previous performance does not guarantee future performance.
Source: FactSet

Recent research

on sector		on market	
Date		Headline	Download
2024/07/24		Global Equity Ratings	
2024/07/24		Aktienempfehlungen Global	
2024/07/15		Aktienempfehlungen Global	
2024/07/12		Global Equity Ratings	
2024/07/09		Aktienempfehlungen Österreich	

Details

2024/07/26 08:12:36

Price

2.64 EUR

Difference ▲ 12.82% (0.30)

General attributes

ISIN	JP3792600003
Symbol	7205
Exchange	Frankfurt
Currency	EUR
Sector	Automotive
Security type	Stock
Market cap (m)	1,560 EUR
Benchmark	NIKKEI 225

Market data

Bid (Bid size)	-
Ask (Ask size)	-
Open	2.64 EUR
High	2.64 EUR
Low	2.64 EUR
Close (prev. day)	2.34 EUR
VWAP	2.66 EUR
Volume (pcs)	0
Trading volume	0.00
Number of trades	2
Last size	0

Performance and Risk

	6m	1y	3y
Perf (%)	-13.16%	-32.99%	-61.57%
Perf (abs.)	-0.40	-1.30	-4.23
Beta	0.80	0.90	1.03
Volatility	50.50	45.04	42.91

5y



Information about previous performance does not guarantee future performance.
Source: FactSet

Price data

Ø price 5 days Ø volume 5 days (pcs.)	2.46 EUR (0)
Ø price 30 days Ø volume 30 days (pcs.)	2.42 EUR (0)
Ø price 100 days Ø volume 100 days (pcs.)	2.69 EUR (313)
Ø price 250 days Ø volume 250 days (pcs.)	2.97 EUR (162)
YTD High date	3.24 EUR (2024/03/21)
YTD Low date	2.32 EUR (2024/07/10)
52 Weeks High date	3.84 EUR (2023/07/27)
52 Weeks Low date	2.32 EUR (2024/07/10)

All listings for HINO MOTORS LTD.

Exchange ⊕	Date	Time	Price	Trading volume (mio.)	Number of trades
Tradegate	2024/07/26	22:26	2.78 EUR	0.00	3
Tokyo Stock Exchange	2024/07/26	08:00	453.40 JPY	75.07	21,418
Stuttgart	2024/07/26	08:29	2.68 EUR	0.00	3
Munich	2024/07/26	08:00	2.64 EUR	0.00	2
Hanover	2024/07/26	08:01	2.68 EUR	0.00	3

	26					
Frankfurt	2024/07/26	08:12	2.64 EUR	0.00		2
FINRA other OTC Issues	2024/04/10	19:57	3.37 USD	0.00		4
Duesseldorf	2024/07/26	19:31	2.70 EUR	0.00		7
Berlin	2024/07/26	21:05	2.74 EUR	0.00		7

Company profile

Company Logo



Company Profile

-

Contact Details

HINO MOTORS

--

3-1-1, Hinodai, Hino City - 191-8660 Tokyo

Telefon: 042-586-5111

Fax: -

E-mail: -