

FINANCIÈRE DE TUBIZE S.A.

ISIN: **BE0003823409** WKN: **000382340**

Overview

2024/07/17 08:07:46

Price

112.20 EUR

Difference  -0.18% (-0.20)

General attributes

ISIN	BE0003823409
Symbol	TUB
Exchange	Frankfurt
Currency	EUR
Sector	Financial
Security type	Stock
Market cap (m)	5,039 EUR
Benchmark	BEL 20 INDEX

Market data

Bid (Bid size)	112.20 EUR (200)
Ask (Ask size)	113.80 EUR (200)
Open	112.20 EUR
High	112.20 EUR
Low	112.20 EUR
Close (prev. day)	112.40 EUR
VWAP	104.60 EUR
Volume (pcs)	0
Trading volume	0.00
Number of trades	1
Last size	0

Futures and Options




Related Futures	-
Related Options	-

5y



Information about previous performance does not guarantee future performance.
Source: FactSet

Recent research

on sector		on market	
Date		Headline	Download
2024/07/15		Aktienempfehlungen Global	
2024/07/12		Global Equity Ratings	
2024/07/09		Aktienempfehlungen Österreich	
2024/06/28		Equity Weekly	
2024/06/24		Aktienempfehlungen Österreich	

Details

2024/07/17 08:07:46

Price

112.20 EUR

Difference ▼ -0.18% (-0.20)

General attributes

ISIN	BE0003823409
Symbol	TUB
Exchange	Frankfurt
Currency	EUR
Sector	Financial
Security type	Stock
Market cap (m)	5,039 EUR
Benchmark	BEL 20 INDEX

Market data

Bid (Bid size)	112.20 EUR (200)
Ask (Ask size)	113.80 EUR (200)
Open	112.20 EUR
High	112.20 EUR
Low	112.20 EUR
Close (prev. day)	112.40 EUR
VWAP	104.60 EUR
Volume (pcs)	0
Trading volume	0.00
Number of trades	1
Last size	0

Performance and Risk

	6m	1y	3y
Perf (%)	+51.89%	+63.13%	+31.00%
Perf (abs.)	+38.40	+43.50	+26.60
Beta	0.71	0.71	0.67
Volatility	26.23	24.28	24.21

5y



Information about previous performance does not guarantee future performance.
Source: FactSet

Price data

Ø price 5 days Ø volume 5 days (pcs.)	109.60 EUR (0)
Ø price 30 days Ø volume 30 days (pcs.)	105.09 EUR (3)
Ø price 100 days Ø volume 100 days (pcs.)	95.10 EUR (5)
Ø price 250 days Ø volume 250 days (pcs.)	79.81 EUR (2)
YTD High date	112.40 EUR (2024/07/16)
YTD Low date	71.00 EUR (2024/01/02)
52 Weeks High date	112.40 EUR (2024/07/16)
52 Weeks Low date	60.10 EUR (2023/11/13)

All listings for FINANCIÈRE DE TUBIZE S.A.

Exchange	Date	Time	Price	Trading volume (mio.)	Number of trades
Stuttgart	2024/07/17	09:42	114.00 EUR	0.00	2
Munich	2024/07/17	08:18	112.40 EUR	0.00	1
London Stock Exchange	2021/03/11	13:19	80.5911 EUR	0.02	1
Frankfurt	2024/07/17	08:07	112.20 EUR	0.00	1
Euronext Brussels	2024/07/17	12:53	112.80 EUR	0.50	137

	17						
Duesseldorf	2024/07/17	08:12	111.80	EUR	0.00		1

Company profile

Company Logo

FINANCIÈRE DE TUBIZE

Contact Details

FINANCIÈRE DE TUBIZE SA

--

Telefon: -

Fax: -

E-mail: -

Company Profile

Board of directors

Gaëtan Hannecart	Chairman of Supervisory Board
Bruno Holthof	Member of Supervisory Board
Eric Cornut	Member of Supervisory Board
Annick van Overstraeten	Member of Supervisory Board
Baron Daniel Janssen	Member of Supervisory Board
Charles-Antoine Janssen	Member of Supervisory Board
Cynthia Favre d'Echallens	Member of Supervisory Board
Cyril Janssen	Member of Supervisory Board
Edouard Janssen	Member of Supervisory Board
Evelyn Janssen	Member of Supervisory Board
Fiona du Monceau-de Hemptinne	Member of Supervisory Board
Jonkheer Cédric van Rijckevorsel	Member of Supervisory Board