

SLIGRO FOOD GROUP N.V.

ISIN: NL0000817179 WKN: 081717

Overview

2024/08/09 21:50:06

Price
12.22 EURDifference  1.33% (0.16)

General attributes

ISIN	NL0000817179
Symbol	SLIGR
Exchange	Berlin
Currency	EUR
Sector	Commerce
Security type	Stock
Market cap (m)	540 EUR
Benchmark	AMSTERDAM EXCHANGES INDEX

Market data

Bid (Bid size)	-
Ask (Ask size)	-
Open	12.06 EUR
High	12.28 EUR
Low	12.06 EUR
Close (prev. day)	12.06 EUR
VWAP	-
Volume (pcs)	0
Trading volume	0.00
Number of trades	19
Last size	0

Futures and Options











Related Futures	-
Related Options	-

5y



Information about previous performance does not guarantee future performance.
Source: FactSet

Recent research

on sector		on market	
Date		Headline	Download
2024/07/24		Global Equity Ratings	
2024/07/24		Aktienempfehlungen Global	
2024/07/15		Aktienempfehlungen Global	
2024/07/12		Global Equity Ratings	
2024/06/21		Equity Weekly	

Details

2024/08/09 21:50:06

Price

12.22 EUR

Difference ▲ 1.33% (0.16)

General attributes

ISIN	NL0000817179
Symbol	SLIGR
Exchange	Berlin
Currency	EUR
Sector	Commerce
Security type	Stock
Market cap (m)	540 EUR
Benchmark	AMSTERDAM EXCHANGES INDEX

Market data

Bid (Bid size)	-
Ask (Ask size)	-
Open	12.06 EUR
High	12.28 EUR
Low	12.06 EUR
Close (prev. day)	12.06 EUR
VWAP	-
Volume (pcs)	0
Trading volume	0.00
Number of trades	19
Last size	0

Performance and Risk

	6m	1y	3y
Perf (%)	-11.32%	-30.49%	-48.98%
Perf (abs.)	-1.56	-5.36	-11.73
Beta	0.54	0.49	0.63
Volatility	19.79	20.95	26.75

5y



Information about previous performance does not guarantee future performance.
Source: FactSet

Price data

Ø price 5 days Ø volume 5 days (pcs.)	12.01 EUR (0)
Ø price 30 days Ø volume 30 days (pcs.)	12.41 EUR (0)
Ø price 100 days Ø volume 100 days (pcs.)	13.46 EUR (0)
Ø price 250 days Ø volume 250 days (pcs.)	14.78 EUR (0)
YTD High date	16.28 EUR (2024/01/04)
YTD Low date	11.54 EUR (2024/08/05)
52 Weeks High date	18.36 EUR (2023/09/12)
52 Weeks Low date	11.54 EUR (2024/08/05)

All listings for SLIGRO FOOD GROUP N.V.

Exchange ⊕	Date	Time	Price	Trading volume (mio.)	Number of trades
Tradegate	2024/08/09	22:26	12.24 EUR	0.00	4
Stuttgart	2024/08/09	16:32	12.04 EUR	0.00	10
Munich	2024/08/09	08:11	12.04 EUR	0.00	1
London Stock Exchange European Trade Reporting	2024/08/09	17:30	12.14 EUR	0.00	2
Frankfurt	2024/08/03	08:03	11.98 EUR	0.00	2

	08/09					
FINRA other OTC Issues	2024/ 07/11	16:29	13.66 USD	0.00		1
Euronext Amsterdam	2024/ 08/09	17:35	12.20 EUR	0.25		176
Duesseldorf	2024/ 08/09	08:11	11.98 EUR	0.00		2
Berlin	2024/ 08/09	21:50	12.22 EUR	0.00		19

Company profile

Company Logo



Contact Details

SLIGRO FOOD GROUP NV

--

Corridor 11 - 5466 RB Veghel

Telefon: +31-41-334-35-00

Fax: +31-41-336-30-10

E-mail: info@sligrofoodgroup.nl

Company Profile

-

Members of Management Board

Koen Slippens	Chairman of Managing Board
A.E. Bögels	Member of Executive Committee
G.J.C.M van der Veeken	Member of Executive Committee
Rob van der Sluijs	Member of Executive Committee

Board of directors

Dirk Anbeek	Chairman of Supervisory Board
Aart Duijzer	Member of Supervisory Board
Angélique de Vries-Schipperijn	Member of Supervisory Board
Gert van de Weerdhof	Member of Supervisory Board
Inge Plochaet	Member of Supervisory Board