

AMAROQ MINERALS LTD.

ISIN: CA02312A1066 WKN: BPLH6M8

Overview

2024/07/26 08:10:21

Price

0.675 EUR

Difference  -3.57% (-0.03)

General attributes

ISIN	CA02312A1066
Symbol	AMRQ
Exchange	Frankfurt
Currency	EUR
Sector	Energy / Commodities
Security type	Stock
Market cap (m)	235 EUR
Benchmark	S&P/TSX 60 INDEX

Market data

Bid (Bid size)	-
Ask (Ask size)	-
Open	0.675 EUR
High	0.675 EUR
Low	0.675 EUR
Close (prev. day)	0.70 EUR
VWAP	0.775 EUR
Volume (pcs)	0
Trading volume	0.00
Number of trades	2
Last size	0

Futures and Options

Related Futures	-
Related Options	-







5y



Information about previous performance does not guarantee future performance.

Source: FactSet

Recent research

on sector	Date	Headline	Download
	2024/07/26	 Equity Weekly	
	2024/07/24	 Global Equity Ratings	
	2024/07/24	 Aktienempfehlungen Global	
	2024/07/15	 Aktienempfehlungen Global	
	2024/07/12	 Equity Weekly	

Details

2024/07/26 08:10:21

Price

0.675 EUR

 Difference 📉 -3.57% (-0.03)

General attributes

ISIN	CA02312A1066
Symbol	AMRQ
Exchange	Frankfurt
Currency	EUR
Sector	Energy / Commodities
Security type	Stock
Market cap (m)	235 EUR
Benchmark	S&P/TSX 60 INDEX

Market data

Bid (Bid size)	-
Ask (Ask size)	-
Open	0.675 EUR
High	0.675 EUR
Low	0.675 EUR
Close (prev. day)	0.70 EUR
VWAP	0.775 EUR
Volume (pcs)	0
Trading volume	0.00
Number of trades	2
Last size	0

Performance and Risk

	6m	1y	3y
Perf (%)	-19.64%	+40.63%	+80.48%
Perf (abs.)	-0.17	+0.20	+0.30
Beta	0.06	-0.06	0.11
Volatility	71.38	71.83	63.47

5y



Information about previous performance does not guarantee future performance.
Source: FactSet

Price data

Ø price 5 days Ø volume 5 days (pcs.)	0.698 EUR (0)
Ø price 30 days Ø volume 30 days (pcs.)	0.731 EUR (369)
Ø price 100 days Ø volume 100 days (pcs.)	0.837 EUR (631)
Ø price 250 days Ø volume 250 days (pcs.)	0.759 EUR (482)
YTD High date	1.060 EUR (2024/03/22)
YTD Low date	0.655 EUR (2024/07/03)
52 Weeks High date	1.060 EUR (2024/03/22)
52 Weeks Low date	0.452 EUR (2023/08/02)

All listings for AMAROQ MINERALS LTD.

Exchange 📍	Date	Time	Price	Trading volume (mio.)	Number of trades
TSX Venture Exchange	2024/07/26	17:45	1.07 CAD	0.00	2
Munich	2024/07/26	08:02	0.715 EUR	0.00	1
London Stock Exchange	2024/07/26	17:35	60.50 GBp	2.32	17
Frankfurt	2024/07/26	08:10	0.675 EUR	0.00	2
FINRA other OTC	2024/04/	21:58	0.93 USD	0.01	1

Company profile

Company Logo



Amaroq Minerals

Company Profile

-

Contact Details

AMAROQ MINERALS

--

One First Canadian Place, PO Box 130 3400
M5X 1A4 Toronto

Telefon: -

Fax: -

E-mail: info@amaroqminerals.com