

## HYLORIS PHARMACEUTICALS SA

ISIN: **BE0974363955** WKN: -

## Overview

2024/04/29 08:22:59

Price

11.40 EUR

Difference  -1.30% (-0.15)

## General attributes

ISIN BE0974363955

Symbol HYL

Exchange Frankfurt

Currency EUR

Sector Chemical / Pharmaceutical / Health

Security type Stock

Market cap (m) 328 EUR

Benchmark BEL 20 INDEX

## Market data

Bid (Bid size) -

Ask (Ask size) -

Open 11.40 EUR

High 11.40 EUR

Low 11.40 EUR

Close (prev. day) 11.55 EUR

VWAP 12.20 EUR

Volume (pcs) 0

Trading volume 0.00

Number of trades 2

Last size 0

## Futures and Options

Related Futures -

Related Options -

5y






Information about previous performance does not guarantee future performance.

Source: FactSet

## Recent research

on sector

on market

Date	Headline	Download
2024/04/29	 Aktienempfehlungen Österreich	
2024/04/26	 Global Equity Ratings	
2024/04/26	 Aktienempfehlungen Global	
2024/04/15	 Aktienempfehlungen Österreich	
2024/04/03	 Global Equity Ratings	

## Details

2024/04/29 08:22:59

## Price

11.40 EUR

Difference ▼ -1.30% (-0.15)

## General attributes

ISIN	BE0974363955
Symbol	HYL
Exchange	Frankfurt
Currency	EUR
Sector	Chemical / Pharmaceutical / Health
Security type	Stock
Market cap (m)	328 EUR
Benchmark	BEL 20 INDEX

## Market data

Bid (Bid size)	-
Ask (Ask size)	-
Open	11.40 EUR
High	11.40 EUR
Low	11.40 EUR
Close (prev. day)	11.55 EUR
VWAP	12.20 EUR
Volume (pcs)	0
Trading volume	0.00
Number of trades	2
Last size	0

## Performance and Risk

	6m	1y	3y
Perf (%)	-7.32%	-10.24%	-8.80%
Perf (abs.)	-0.90	-1.30	-1.10
Beta	0.42	0.14	0.44
Volatility	40.53	37.62	36.28

5y



Information about previous performance does not guarantee future performance.  
Source: FactSet

## Price data

Ø price 5 days   Ø volume 5 days (pcs.)	11.53 EUR (0)
Ø price 30 days   Ø volume 30 days (pcs.)	11.60 EUR (8)
Ø price 100 days   Ø volume 100 days (pcs.)	12.12 EUR (13)
Ø price 250 days   Ø volume 250 days (pcs.)	11.82 EUR (8)
YTD High   date	13.35 EUR (2024/03/11)
YTD Low   date	10.80 EUR (2024/03/28)
52 Weeks High   date	13.35 EUR (2023/10/18)
52 Weeks Low   date	10.60 EUR (2023/06/29)

## Arbitrage views

Exchange <span>⊕</span>	Date	Time	Price	Trading volume (mio.)	Number of trades
Stuttgart	2024/04/29	08:08	11.55 EUR	0.00	3
London Stock Exchange	-	-	-	0.00	-
Frankfurt	2024/04/29	08:22	11.40 EUR	0.00	2
Euronext Brussels	2024/04/26	17:37	11.70 EUR	0.07	52
Duesseldorf	2024/04/29	08:12	11.50 EUR	0.00	1



## Company profile

### Company Logo



### Contact Details

HYLORIS PHARMACEUTICALS SA

--

Boulevard Patience et Beaujonc N°3/1 -  
4000 Liege

Telefon: +32-4-346-02-07

Fax: +

E-mail: [contact@hyloris.com](mailto:contact@hyloris.com)

### Company Profile

-

#### Members of Management Board

Stijn van Rompay	Chairman of Managing Board
Dietmar Aichhorn	Member of Executive Committee
Jean-Luc Vandebroek	Member of Executive Committee
Koenraad van der Elst	Member of Executive Committee
Thomas Jacobsen	Member of Executive Committee

#### Board of directors

Stefan Yee	Chairman of Supervisory Board
Carolyn Myers	Member of Supervisory Board
Chris Buyse	Member of Supervisory Board
James Gale	Member of Supervisory Board
Leon van Rompay	Member of Supervisory Board
Marc Foidart	Member of Supervisory Board
Thomas Jacobsen	Member of Supervisory Board